

 CAMBRIDGE

PREPARE

STUDENT'S BOOK AND ONLINE WORKBOOK

A1

LEVEL 1

Joanna Kosta
Melanie Williams

Second
Edition

PREPARE

STUDENT'S BOOK

Joanna Kosta
Melanie Williams

Second
Edition

A1

LEVEL 1

Cambridge University Press
www.cambridge.org/cit

Cambridge Assessment English
www.cambridgeenglish.org

Information on this title: www.cambridge.org/9781108433173

© Cambridge University Press and UCLES 2015, 2019

This publication is in copyright. Subject to statutory exception and to the provisions of relevant collective licensing agreements, no reproduction of any part may take place without the written permission of Cambridge University Press.

First published 2015

Second Edition 2019

20 19 18 17 16 15 14 13 12 11 10 9 8 7 6 5 4 3 2 1

Printed in Dubai by Oriental Press

A catalogue record for this publication is available from the British Library

ISBN 978-1-108-43317-3 Student's Book

ISBN 978-1-108-38058-4 Student's Book and Online Workbook

ISBN 978-1-108-38051-8 Workbook with Audio Download

ISBN 978-1-108-38593-0 Teacher's Book with Downloadable Resource Pack
(Class Audio, Video, Photocopiable Worksheets)

The publishers have no responsibility for the persistence or accuracy of URLs for external or third-party internet websites referred to in this publication, and do not guarantee that any content on such websites is, or will remain, accurate or appropriate. Information regarding prices, travel timetables, and other factual information given in this work is correct at the time of first printing but the publishers do not guarantee the accuracy of such information thereafter.

CONTENTS

0	In the classroom	10
1	All about me	14
2	My family	18
CULTURE	The United Kingdom	22
3	My home	24
4	My things	28
LIFE SKILLS	Creativity & innovation: Being creative and being you	32
REVIEW 1		34
5	What can you do?	36
6	Party time!	40
CULTURE	Holidays in the USA	44
7	My day	46
8	At school	50
LIFE SKILLS	Study skills: Learning English	54
REVIEW 2		56
9	Feeling good	58
10	Things we do	62
CULTURE	Youth clubs in the UK	66
11	My digital life	68
12	Working life	72
LIFE SKILLS	ICT literacy: Being careful on the internet	76
REVIEW 3		78
13	Places	80
14	Out and about	84
CULTURE	Museums around the world	88
15	What shall I wear?	90
16	Buy it!	94
LIFE SKILLS	Social responsibility: Looking after our world	98
REVIEW 4		100
17	Different places	102
18	The weather	106
CULTURE	Beach culture in Australia and New Zealand	110
19	A fantastic concert	112
20	Animals	116
LIFE SKILLS	Collaboration: Deciding things together	120
REVIEW 5		122
	Extra activities	124
	Vocabulary list	126
	Grammar reference and practice	136

UNIT	VOCABULARY	GRAMMAR	READING
0 IN THE CLASSROOM page 10	The alphabet Numbers Days The classroom Colours Months	a / an this, that, these, those	
1 ALL ABOUT ME page 14	Objects and people Countries and nationalities	Determiners be singular be plural be singular and plural	Tell us about you from
2 MY FAMILY page 18	Families Adjectives: feelings	Determiners Possessive 's be and short answers	Read about a family and
Culture The United Kingdom page 22			
3 MY HOME page 24	Rooms Things in my room	there is / there are; in / on have got	Your Rooms!
4 MY THINGS page 28	Things in my school bag Adjectives: things	have got have got	What have you got in your school bag today? Syllables
Life Skills Creativity & innovation: Being creative and being you page 32			
Review 1 Units 1–4 page 34			
5 WHAT CAN YOU DO? page 36	Activities and skills Parts of the body	can / can't can / can't Prepositions: in, on, behind, under	Rubberboy
6 PARTY TIME! page 40	Food and drinks Telling the time (1)	Countable and uncountable nouns some, any, lots of some Prepositions: on, at, from, until	Party invitations
Culture Holidays in the USA page 44			
7 MY DAY page 46	Daily activities Telling the time (2)	Present simple Present simple endings Present simple	My Brazil blog
8 AT SCHOOL page 50	School subjects Words with two meanings	Present simple Wh- questions Wh- questions	School of the Air
Life Skills Study skills: Learning English page 54			
Review 2 Units 5–8 page 56			
9 FEELING GOOD page 58	Sports and activities Health	like Pronouns	Ask the doctor
10 THINGS WE DO page 62	After-school activities Jobs around the house	Present continuous Present continuous Yes / No questions	What are you doing?
Culture Youth clubs in the UK page 66			

Key to symbols: Pronunciation Video

LISTENING	SPEAKING	WRITING	VIDEO
	Asking and answering questions about personal details		
A conversation about making introductions	Telling your friend about you		
A conversation about feelings		A web page to describe a person in your family	▶ Me and you
			▶ Wales
A conversation about the rooms in a house and a flat	▶ Lists Giving a list of what you have in your bedroom		
Descriptions of things		A questionnaire asking how you get questions	▶ Things in your bag
A meeting of the photo club	Asking and answering can you questions		▶ What can you do?
Talking about the class party		An invitation to a party	
			▶ Fourth of July in the USA
A conversation about the photo club's day	Telling a partner about your daily routine		▶ Daily routine
Talking about changes in the school timetable		Interview questions about school life	▶ School subjects
Talking about sports and activities ▶ Word stress	Discussing five things you like doing at the weekend		▶ Feeling good
Talking about after-school clubs		Writing a blog about yourself	
			▶ Boy and Girl Scouts

UNIT	VOCABULARY	GRAMMAR	READING
11 MY DIGITAL LIFE page 68	Entertainment Technology	Adverbs of frequency: <i>always, often, sometimes, never</i> <i>How much ...? / How many ...?</i> ↻ /w/ and /v/	Conversations about digital devices
12 WORKING LIFE page 72	Jobs In a café	Present simple and present continuous can: requests and permission ↻ Intonation	A story about working in a café
Life Skills ICT literacy: Being careful on the internet page 76			
Review 3 Units 9–12 page 78			
13 PLACES page 80	Places in a town Adjectives: places	<i>Is there a ...? / Are there any ...?</i> Prepositions: <i>inside, outside, above, below, near</i>	My favourite place
14 OUT AND ABOUT page 84	Transport Phrases: going out	<i>because, and, but, or</i> ↻ Final /m/ and /n/ sounds <i>Let's ..., Shall we ...?</i>	Getting around London
Culture Museums around the world page 88			
15 WHAT SHALL I WEAR? page 90	Clothes Phrases: people	Plurals: spelling ↻ Plurals Describing people	Describing people and their clothes
16 BUY IT! page 94	Shopping Money and prices	<i>need, want, too</i>	Conversations about buying things ↻ /j/ and /s/
Life Skills Social responsibility: Looking after our world page 98			
Review 4 Units 13–16 page 100			
17 DIFFERENT PLACES page 102	The natural world Adjectives: opinions	Comparatives: short adjectives ↻ <i>than</i> Comparatives: long adjectives	Great days out
18 THE WEATHER page 106	Weather Holidays	<i>it</i> Prepositions: <i>with, for, until</i>	What do you think about the weather? ↻ Vowel sounds
Culture Beach culture in Australia and New Zealand page 110			
19 A FANTASTIC CONCERT page 112	Adjectives (1) Adjectives (2)	Past simple: <i>be</i> ↻ <i>was</i> <i>Wh-</i> questions in the present and past	An article about a sound engineer
20 ANIMALS page 116	Wild animals Pets and farm animals	Past simple 📺 ↻ Extra syllable Past simple 📺	Read about Alessandro's summer holiday
Life Skills Collaboration: Deciding things together page 120			
Review 5 Units 17–20 page 122 Extra activities page 124 Vocabulary list page 126			

Key to symbols: ↻ Pronunciation 📺 Video

LISTENING	SPEAKING	WRITING	VIDEO
An interview with a famous person	Telling people about your friends		
A talk about what jobs people in someone's family do		Preparing a menu and ordering in a café	
Talking about places in a town or city 3 /s/ and /k/	Asking and answering questions about where you live		📺 Favourite places
Conversations about meeting friends at the weekend		Writing an email to your friend and giving ideas for things to do	
			📺 Famous museums around the world
A conversation about wearing clothes	Describing your carnival clothes		📺 Clothes
A conversation about going shopping		Writing a shopping conversation	
A conversation about a house	Asking and answering questions about which places you want to visit		📺 Great places
Phone messages about people's holidays		Writing a postcard about your holiday	📺 The weather
			📺 A Trip to New Zealand
A story about going out with friends	Asking and answering questions about the past and present		
A radio interview about animals		Writing a review of your school year	

WELCOME TO PREPARE

LEARN ABOUT THE FEATURES IN YOUR NEW STUDENT'S BOOK!

PRONUNCIATION

Practise and improve
your pronunciation

ABOUT YOU

At the start of the unit,
talk about you and
your life

Meet the course characters



TALKING POINTS

Say what you think
about the topic in
the unit

VIDEO

Watch interviews with
teenagers like you



CULTURE

Learn about the culture of English-speaking countries and the wider world

VIDEO

Watch interesting documentaries about the culture topics



LIFE SKILLS

Develop important skills that you can use in your daily life

CULTURE

YOUTH CLUBS IN THE UK

CITY YOUTH CLUB

What is a Youth Club?

A youth club is a place where young people can meet, play, and learn. They often have activities like sports, music, and art.

Why join a Youth Club?

- Meet new friends
- Learn new skills
- Have fun
- Get help with homework
- Learn to work in a team

How to join a Youth Club:

1. Find out where the club is.
2. Ask a friend or family member for help.
3. Fill in a form and pay a fee.
4. Go to the club and meet the staff.

What to expect:

- A friendly staff member will greet you.
- You will be given a tour of the club.
- You will be asked to join a team or group.
- You will have a chance to try out different activities.

1. What is a youth club?
2. Why join a youth club?
3. How to join a youth club?
4. What to expect?

1. What is a youth club?
2. Why join a youth club?
3. How to join a youth club?
4. What to expect?

PROJECT

Write a letter to a friend

Write a letter to a friend telling them about your youth club. Include the following information:

- What the club is like
- What you do there
- How you feel about it
- How you can join

LIFE SKILLS NOT LITERACY

BEING CAREFUL ON THE INTERNET

BE SAFE!

Be careful when you are online. Here are some tips to help you stay safe:

1. Don't give out your personal information (name, address, phone number, etc.).
2. Don't meet anyone you met online in person.
3. Don't use your real name or a name that is easy to find out.
4. Don't use your real name or a name that is easy to find out.
5. Don't use your real name or a name that is easy to find out.

What to do if you are in trouble:

- Tell a trusted adult (parent, teacher, etc.).
- Report the problem to the police.
- Block the person who is bothering you.

1. Don't give out your personal information (name, address, phone number, etc.).
2. Don't meet anyone you met online in person.
3. Don't use your real name or a name that is easy to find out.
4. Don't use your real name or a name that is easy to find out.
5. Don't use your real name or a name that is easy to find out.

1. Don't give out your personal information (name, address, phone number, etc.).
2. Don't meet anyone you met online in person.
3. Don't use your real name or a name that is easy to find out.
4. Don't use your real name or a name that is easy to find out.
5. Don't use your real name or a name that is easy to find out.

PROJECT

Write a letter to a friend

Write a letter to a friend telling them about your youth club. Include the following information:

- What the club is like
- What you do there
- How you feel about it
- How you can join

REVIEW 2 UNITS 5-8

REVIEW 2 UNITS 5-8

Check your progress on the topics you have learned in Units 5-8. This section includes a variety of exercises to help you review the material.

EXERCISES:

1. Match the words to the definitions.
2. Write a short story using the words in the box.
3. Answer the questions about the text.
4. Write a paragraph about your favorite hobby.

ANSWERS:

1. Match the words to the definitions.
2. Write a short story using the words in the box.
3. Answer the questions about the text.
4. Write a paragraph about your favorite hobby.

PROJECT

Work together to create something fun and expand your learning

REVIEW

Check your progress



IN THE CLASSROOM

VOCABULARY

The alphabet

- 1 Listen and repeat the letters.

Aa Bb Cc Dd Ee Ff Gg Hh Ii
Jj Kk Ll Mm Nn Oo Pp Qq Rr
Ss Tt Uu Vv Ww Xx Yy Zz

- 2 Listen and write the names.



- 3 Listen and repeat. Then ask and answer with your partner.



What's your name?

William

How do you spell it?

W-I-double L-I-A-M



Numbers

- 4 Listen and repeat the numbers.

1 one 2 two 3 three 4 four 5 five 6 six 7 seven 8 eight 9 nine 10 ten 11 eleven
12 twelve 13 thirteen 14 fourteen 15 fifteen 16 sixteen 17 seventeen 18 eighteen 19 nineteen 20 twenty

5 How many candles? Write the number in words.

nine



6 Look at the cakes in Exercise 5. Listen and match the people to the cakes.

How old are you?

- 1 Ryan: cake ☐
- 2 Penny: cake ☐
- 3 Jack: cake ☐

- 4 David: cake ☐
- 5 Anna: cake ☐
- 6 Lara: cake ☐



7 Listen to your teacher. Write four numbers. Then play a game.

6

16

3

8

Days

8 Listen and repeat. Then write the days in the right order on the calendar.

Wednesday Saturday Thursday Tuesday Friday Monday Sunday

January

Monday						
1	2	3	4	5	6	7
8	9	10	11	12	13	14

Listen and check. Then practise with your partner.

SPEAKING

1 Make three questions. Then walk around the class and ask and answer.

How What How

- 1 _____ is your name?
- 2 _____ do you spell it?
- 3 _____ old are you?



Wednesday, Thursday



Friday

VOCABULARY

The classroom

1 Listen and repeat.




GRAMMAR

a / an

a ruler a book an apple an orange
two rulers three books

>> GRAMMAR REFERENCE AND PRACTICE PAGE 136

1 Point to things in the book and in your classroom and say what you can see.



VOCABULARY

Colours

1 Match the colours to the words.

black blue brown green grey
orange red white yellow

1 orange



Listen and check. Then repeat.

2 Say the colour, not the word!

0 black	yellow	5 orange
1 blue		6 red
2 brown		7 white
3 green		8 yellow
4 grey		

3 Write sentences.

The pencil is yellow.




GRAMMAR

this, that, these, those

1 Read the sentences. Match them to the pictures.

- 1 This pencil is red.
- 2 These pencils are orange.
- 3 That book is green.
- 4 Those books are blue.



GRAMMAR REFERENCE AND PRACTICE PAGE 136

2 Complete the sentences with *this, that, these, those* and a colour word.



0 This desk is brown.



1 desk is .



2 pens are .



3 pens are .



4 ruler is .



5 ruler is .

3 Ask and answer about things in your classroom.

A: What colour are these books?
B: Blue.

A: What colour is that desk?
B: Brown.

VOCABULARY

Months

1 Put the months in the correct order.

May

January

June

November

August

April

December

July

September

March

February

October

Listen and check. Then repeat.

2 Listen and repeat. Then walk around the class.
Ask and answer the question.



When's your birthday?



In November.

3 Complete the table for the class.

10												
9												
8												
7												
6												
5												
4												
3												
2												
1												
	January	February	March	April	May	June	July	August	September	October	November	December

1 ALL ABOUT ME



ABOUT YOU

What's your name?
Where are you from?

VOCABULARY

AND

LISTENING

Objects and people

- 1 Match the things A-I in the photos to the words in the box.



bag camera chair dad phone
photo students and friends table watch



Listen, check and repeat.



- 2 Look at the photos again. Listen to the conversation and find Rosa, Joelle and Paolo.



- 3 Listen to the conversation again. Tick (✓) the right answer.



1 Rosa

- a I'm 11 today. ☐
b I'm 12 today. ☐
c I'm 13 today. ☐



2 Paolo

- a He's my dad. ☐
b He's my teacher. ☐
c He's my friend. ☐



3 Joelle

- a My number's 046 311 392. ☐
b My number's 056 312 392. ☐
c My number's 056 123 923. ☐



- 4 Listen and repeat.

Hi, I'm Clara.

Hi, Clara. My name's Nick. And this is Maya.

Hello, Clara.

See you later.

Yes. See you Monday.

Goodbye, Nick. Bye, Clara.



- 5 Practise the conversation in groups of three. Use your names.

GRAMMAR

Determiners

1 Look at the words and complete the table.

His bag's blue.
This is my watch.
Her bag's red.
What's your phone number?

pronoun	determiner
I	my
You	1
He	2
She	3

>> GRAMMAR REFERENCE AND PRACTICE PAGE 137

2 Complete the sentences.

0 My name's Tom.



1 name's Jo.

2 name's



3 name's



be singular

3 Look at the purple letters in the sentences. Complete the table with the words in the box.

is are is am is

I'm Joelle	1 I	Joelle
You're funny!	2 You	funny
She's my teacher.	3 She	my teacher
He's my dad.	4 He	my dad.
It's new.	5 It	new.

>> GRAMMAR REFERENCE AND PRACTICE PAGE 137

4 Complete the sentences.

0 I'm Lyra.



1 It green.



2 She my friend.



3 He my teacher.



4 I Ben.



5 And you a student.



5 Work in pairs. Ask and answer about your phone numbers.

A: What's your phone number?

B: It's ... What's your phone number?

A: It's ...

Now tell the class about your friend's phone number.

His or her phone number's ...

6 Make a picture.

Talk to your partner about it.

My name's Monika.

I'm 13.

This is my new school bag.

It's red.



7 Play a game in groups of four. Put your pictures on the table. Take turns to speak.



VOCABULARY AND READING

Countries and nationalities

1 Read about the students from different countries and answer the questions.

- 1 Where is Irina from?
- 2 How old is Martina?
- 3 What's the name of the boy from Mexico?
- 4 How old are the twins from Brazil?
- 5 Where is Matteo from?
- 6 Is one of the students from your country?

2 Read about the students again and complete the table.

EP

country	nationality
0 Italy	Italian
1 Turkey	
2	Mexican
3	Brazilian
4	Russian
5 China	
6	Argentinian
7 Spain	

11 Listen and check. Then repeat.

3 Match the flags to the countries in Exercise 2.

A




B



C




D



E



F



G



H



Tell us about you.

How old are you?

What's your name?

Where are you from?



Hi, I'm Alejandro and I'm 15, I'm from Mexico.



Hi, I'm Timur and I'm 13, I'm Turkish.



Hello, I'm from Russia, I'm 16 and my name's Irina.



Hello, My name's Martina and I'm 15, I'm from Argentina.



Hi, I'm Italian and I'm 16. My name's Matteo.

PRONUNCIATION *from*

4 Listen and repeat.

A: Where are you from?

B: I'm from China.

Then ask and answer with your partner.

GRAMMAR *be*

1 Read the chant again and complete the tables.

be plural

We are	We're	Brazilian.
You are	1	Argentinian.
They are	2	Brazilian.

be singular and plural

I am not	I'm not	Chinese.
You are not	3	
He is not	4	
She is not	5	
We are not	6	
You are not	7	
They are not	8	

GRAMMAR REFERENCE AND PRACTICE PAGE 137

2 Look at the sentences in Exercise 1 and complete the table.

Germany	Egypt	0	He's from Germany.
			He isn't from Egypt.
Greece	Colombia	00	They're Greek.
			They aren't Colombian.
Brazil	Turkey	1	from
			We from
Argentina	Russia	2	
			They from
Italy	China	3	from
			You from
Spain	Mexico	4	
			She
	England	5	from
			I from

3 Listen again. Then do the chant in your groups.

Write your country here.

SPEAKING

1 All about me. Work in pairs. Tell your friend about you.

My name's ...

I'm ...

I'm from ...

My phone number's ...

This is my ...

2 MY FAMILY



ABOUT YOU

Where is your family from?
How old are the people in your family?

Hi, I'm David. This is my wife. Her name's Helena. These are our two daughters. Their names are Isabel and Ruby. Our son's name is Oscar.

Hello, I'm Isabel and I'm 14. My sister's name is Ruby. These are my parents and this is my baby brother. He's called Oscar.

Hello, My name's Helena. This is my family – my husband and my three children. We're from Manchester.

Hi, My name's Ruby. I'm 11 and my sister Isabel is 14. Our baby brother is one. This is my mother and father. Their names are Helena and David, but we call them Mum and Dad!

VOCABULARY

AND

READING

Families

1 Read and answer the questions.

- 1 Where is the family from?
- 2 How old is Ruby?
- 3 How old is Isabel?
- 4 How old is Oscar?

2 Read again and complete the table.



	Ruby	Helena and David	Isabel and Ruby	Oscar	Ruby and Oscar
mum and dad		✓			
brother and sister					
parents					
daughter					
husband and wife					
son					
children					
mother and father					
child					
baby					



3 Listen to the family words and repeat them.



PRONUNCIATION

and



4 Listen and repeat.

- 1 mum and dad
- 2 brother and sister
- 3 husband and wife
- 4 family and friends
- 5 mother and father
- 6 Spanish and German

GRAMMAR

Determiners

- 1 Find and underline *their* and *our* in the speech bubbles on page 18. Then match the pronouns to the determiners.

pronoun	determiner
I	her
you	our
he	my
she	their
we	your
they	his

>> GRAMMAR REFERENCE AND PRACTICE PAGE 138

- 2 Complete the sentences with *their* or *our*.

1



This is _____ mother.

2



These are my brothers. _____ names are Tom and Harry.

3



_____ children are 12, 10 and 7. _____ names are Lily, Riley and Ollie.

Possessive 's

- 3 Match the two parts of the sentences.

- | | |
|------------------------------|-----------|
| 1 Oscar is Ruby's | daughter. |
| 2 Ruby is Oscar's | brother. |
| 3 Ruby is David and Helena's | sister. |

>> GRAMMAR REFERENCE AND PRACTICE PAGE 138

- 4 Complete the sentences about the family.

- Oscar is David's _____ son.
- David is Oscar's _____.
- Ruby is Helena's _____.
- Helena is David's _____.
- David and Helena are Ruby's _____.
- Isabel, Ruby and Oscar are David and Helena's _____.

- 5 Look at the picture of the family for two minutes. Then close the book and talk about the family with your partner.



TALKING POINTS

- 🎥 Watch the video. Ask and answer the questions with a partner.
- What's your name?
 - Where are you from?
 - How old are you?
 - Tell me about your family.

VOCABULARY

AND

LISTENING

Adjectives: feelings

- 1 Look at the photos. Complete the sentences with the words in the box.



bored clever funny
happy hot hungry
nice sad tired

- 0 I'm happy.
1 I'm _____.
2 I'm _____.
3 I'm _____.
4 I'm _____.
5 She's _____.
6 You're _____.
7 They're _____.
8 She's _____.



- 11 Listen and check. Then repeat the sentences.

- 2 Play a game with your partner. Decide who is Student A and who is Student B.

Student A, think of an adjective. Make a noise or do an action and help Student B, think of the correct word. Don't say a word!



- 3 Look at the picture story. Listen and number the pictures in the right order.



- 4 Listen again. Write yes or no.

Conversation 1 Bella is Spanish. **no**
Conversation 2 Bella is hungry.
Conversation 3 Sue is hot.

Conversation 4 The film is funny.
Conversation 5 Sue and Bella are bored.
Conversation 6 Bella is happy.

- 1 Look at the picture story again. Match the Yes / No questions to the short answers.

Yes / No questions	Short answers	Wh- questions	Remember
Are you Spanish?	No, we aren't.	Where are you from?	You are Spanish.
Are you hungry?	No, it isn't.	What is your name?	Are you Spanish?
Is she hot?	Yes, she is.	How old are you?	
Is the film funny?	No, they aren't.		
Are you bored?	Yes, I am.		
Are they tired?	No, I'm not.		

GRAMMAR REFERENCE AND PRACTICE PAGE 138

- 2 Put the words in order and make questions.

0 is / How / old / friend / your / ?

How old is your friend?

1 they / Are / tired / very / ?

2 happy / she / is / ?

3 is / What / phone / number / your / ?

4 Where / they / from / are / ?

5 your / When / is / birthday / ?

6 name / is / What / your / ?

- 3 Complete the conversations.

0 Are your friends hot?

No, they aren't. They're fine!

1 Are you tired?

No, we aren't.

2 Are your parents Russian?

Yes, they are.

3 Is Tom sad?

No, he isn't. He's bored.

4 Are you bored?

No, I'm not. I'm tired.

5 Is your teacher clever?

Yes, she is.

6 Are your brothers hungry?

No, they aren't.

- 4 Work in pairs. Practise the conversations in Exercise 3.

- 5 Work with a partner. Go to page 124.

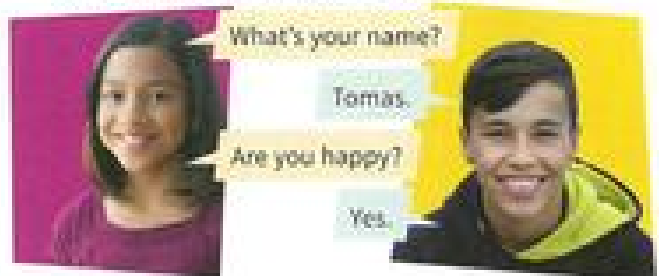
- 6 Complete the web page about you.

Home
Profile
Friends

Me
Info
Photos
+

Name
Age
Nationality
Today I'm
☐ happy ☐ sad ☐ bored
☐ hot ☐ angry

- 7 Ask your partner questions and write a new web page for him or her in your notebook.



WRITING

- 1 Make a new web page for a person in your family in your notebook. Use the web page in Exercise 6 to help you.

Use full sentences. **B**egin your sentences with a capital letter and end them with a full stop.

CULTURE

THE UNITED KINGDOM

FACTFILE

The United Kingdom

There are three countries in Great Britain. They are England, Scotland and Wales.

The United Kingdom is different. It is Great Britain (England, Scotland and Wales) and Northern Ireland.

The United Kingdom is a good place for young people to visit. There's lots to see and do.



1 In pairs, discuss the questions with your partner.

- 1 Where are you from?
- 2 Where are people in your family from?
- 3 Do you know any places in the United Kingdom? Which ones?

2 Look at the map and the photos on the web page. Guess the answers.

- Where is Ross from?
- Where is Emily from?
- Where is Owen from?
- Where is Poppy from?


3 Read the web page quickly. Were your answers in Exercise 2 correct?



Hello. I'm Owen and I'm **Welsh**.
Caernarfon Castle is in Wales. It's a very big castle. Look at the photo!
Rugby is an important sport in Wales.




Hi. I'm Ross and I'm **Scottish**.
Loch Ness is in Scotland. It's a famous lake. 'Loch' is a Scottish word that means 'lake'.
The thistle is a symbol of Scotland.



Hello. I'm Poppy and I'm **English**.
The Shambles is in York, England. It's a very old street.
The lion is a symbol of England.



Hi. I'm Emily and I'm **Northern Irish**.
The Giant's Causeway is in Northern Ireland. Can you see the big rocks in the photo?
These rocks are very old. There is a story about a giant and the rocks.
The shamrock is a symbol of Ireland.



4 Read the web page again. Write the countries.

- Loch Ness is in _____.
- Caernarfon Castle is in _____.
- The Shambles is in _____.
- The Giant's Causeway is in _____.
- The shamrock is a symbol of _____.
- The lion is a symbol of _____.
- Rugby is an important sport in _____.

5 Match the countries to the nationalities.

Country	Nationality
England	Welsh
Scotland	Northern Irish
Wales	British
Northern Ireland	Scottish
Britain	English

Listen, check and repeat.

6 Complete the sentences with the **highlighted** words from the text.

- Ross is from Scotland. He's _____.
- Poppy is from England. She's _____.
- Owen is from Wales. He's _____.
- Emily is from Northern Ireland. She's _____.

Look at the web page again to check.

7 Look at the map. Write the capital cities.

- Scotland → _____
- England → _____
- Wales → _____
- Northern Ireland → _____

Listen, check and repeat.

8 Listen to the interview with two young people from the United Kingdom. Which capital cities from Exercise 7 do they talk about?

TALKING POINTS

Where are your mum and dad from?
What is the capital city of your country?

INTERESTING FACT!

The name of the money in the UK is pounds (£) and pence (p).
For '£2.00' we say two pounds, and
for '10p' we say ten pence or 'ten p'.

9 Listen again. Choose the correct words in the table.

		
Name	Shona / Susan	Mark / Max
Nationality	Welsh / Scottish	Northern Irish / English
Dad's nationality	Northern Irish / Scottish	Welsh / Northern Irish
Mum's nationality	Scottish / Spanish	Welsh / English
City	Edinburgh / Belfast	Cardiff / London
Good place to visit	park / castle	Big Ben / Regent's Street



PROJECT

A poster

In small groups or pairs, make a poster about your country or another country. On your poster, put:

- a map of the country
- the names of big cities
- names and pictures of places to visit
- pictures of the country's symbols
- pictures of popular sports
- information about the country's money


Finally, present your poster to the class.

3 MY HOME



ABOUT YOU

Where do you live?
Is your home big or small?



VOCABULARY

AND

LISTENING

Rooms

- 1 Match the rooms A-G in the photos to the words in the box.



bathroom bedroom dining room
hall kitchen living room toilet

C hall

- 2 Match the things h-m in the photos to the words in the box.



bath door floor shower
wall window



- 3 Listen and check. Then repeat the words.



- 4 Joelle and Rosa are at Paolo's house. Listen and number the rooms A-G in the right order.

- 5 Look at the photos again. Student A, make a sentence. Student B, guess the room.

The walls are blue and white.

Yes!

The bathroom?

GRAMMAR

there is / there are; in / on

- 1 Look at the examples in the table. Use these examples to talk about the photos on page 24.

There's (There is)

There's a table in the kitchen.
There's a toilet here.
There's a shower and a bath.

There are

There are four doors.
There are three bedrooms.
There are two windows.

in / on

Mum's in the kitchen.
The bags are on the table.

GRAMMAR REFERENCE AND PRACTICE PAGE 139

Complete the sentences with *is / are* and *in / on*.



- 1 There _____
one phone _____
the box.



- 2 There _____
two phones _____
the box.

- 2 Look at the photos on page 24 again and listen to the sentences. Write Y (yes) or N (no).

0 Y 2 _____ 4 _____
1 _____ 3 _____ 5 _____

- 3 Listen again and repeat.

- 4 Complete the sentences with *There's* or *There are*. Then match them to the pictures.

- 0 There's a boy in the kitchen.
1 _____ four people in the kitchen.
2 _____ a shower in the bathroom.
3 _____ a table in the kitchen.
4 _____ two windows in the living room.
5 _____ six books on the floor in the blue bedroom.
6 _____ five pictures on the walls in the living room.
7 _____ a baby in the bath.
8 _____ two girls in the pink bedroom.

- 5 Tell your partner five things about your home.

I live in a flat. There are six rooms.

- 6 Write about your partner's home.

Luigi's home is a flat. There are two toilets and ...

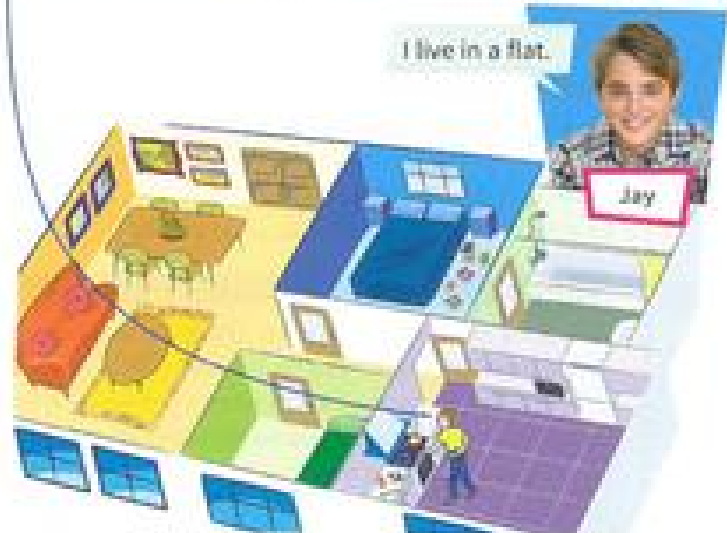
I live in a house.

Molly



I live in a flat.

Jay



VOCABULARY AND READING

Things in my room



1 Match the words to the photos A-L.



bed	board game	bookcase	chair
clock	computer	clothes	guitar
poster	pet fish	television (TV)	toys



Listen to check. Then repeat.



2 Read the magazine article. Match the people to the rooms 1-3.

Your Rooms!



Luisa

This is my room. It's got blue walls and a light brown floor. There's a bed and a chair in here, and a TV. I've got lots of clothes. They're all on the bed and the floor. There are also lots of toys on the floor. They're my little brother's!

Jozef

This is my room. I've got a computer and lots of board games. My brothers have got a computer in their room too. I've also got a guitar in here. I've got lots of posters of my favourite bands on the walls.

Agata

This is my room and my sister's. There are two beds and a chair. There's a clock on the wall. We've got lots of books on the bookcase. My sister's got two pet fish, called Nemo and Dory. They've got a little house and lots of green plants in their aquarium!



- 3 Read the article again. Are the sentences right (✓) or wrong (X)?

- 1 The walls in Luisa's room are brown.
- 2 There are clothes on the bed in Luisa's room.
- 3 Jozef's got brothers.
- 4 There are posters on the walls in Jozef's room.
- 5 Agata has got three fish.

SPEAKING



PRONUNCIATION

Lists



1 Listen and repeat.

- 1 I've got a chair, a table and a desk.
- 2 I've got a guitar, a pet fish and a TV.
- 3 My brother's got a camera, a phone and a computer.
- 4 In our flat, there's a kitchen, a living room and two bedrooms.
- 5 The teacher's got a book, a pen, a ruler and a dictionary.

- 2 Play this game in small groups. What have you got in your bedroom / kitchen / living room / flat?

In our bedroom,
we've got a bed.

In our bedroom, we've
got a bed and a chair.



GRAMMAR

have got

- 1 Read the magazine article on page 26 again. Underline all the examples of 've got, 's got and have got.

I / you / we / they 've got (have got)
he / she / it 's got (has got)

GRAMMAR REFERENCE AND PRACTICE PAGE 139

- 2 Complete the sentences from the article.

- 0 I have got a computer.
- 1 My sister has got two pet fish.
- 2 It has blue walls.
- 3 We have lots of books.
- 4 They have a little house.
- 5 My brothers have got a computer too.
- 6 I have lots of clothes.

- 3 Complete the sentences with 've got, 's got and have got.

- 1 My dad has got a nice phone.
- 2 My parents have a television in their bedroom.
- 3 I have got two brothers and a sister.
- 4 Your brother has got lots of friends.
- 5 Rosa and David have got new cameras.
- 6 You have got my dictionary!

- 4 Read the sentences about Sara's room. Underline examples of also.

I've got a bed and a chair in my room. I've also got a desk. On my desk, I've got a book and two pens. I've also got a computer.

- 5 Think about your room and draw it. Write about it. Use also in one or two of your sentences.

4

MY THINGS



ABOUT YOU

Talk about things in your bedroom.
I've got a clock. I've got ...

A



B



C



D



E



F



G



H



I



J



VOCABULARY

AND

READING

Things in my school bag

1 Match the words in the box to the photos A-J.



banana chocolate coat football
gloves hat keys scarf wallet
water bottle



Listen and check. Then repeat.

2

Read the blog and match the bags to the students.



WHAT HAVE YOU GOT IN YOUR SCHOOL BAG TODAY

Tell us here:

I've got all my school books and my pencil case, of course! And I've got my water bottle, some chocolate and my hat. I haven't got my gloves. They're at home. Oh, and yes, I've got my wallet and my phone.

Sylvain

OK, I've got my school books and ... I've got my keys, my phone and my water bottle. I've got a banana and an orange, too. I've got my gloves and I've got my coat - look! I haven't got my scarf or my hat.

Jana

Well, I've got my school books and all my school things. And I've got my watch, my wallet, my keys and a football. I haven't got my phone. It's at home. And I've got a banana and some chocolate. I'm always hungry!

Nicolas

In my bag today, I've got my school books, of course, and my new pencil case. And I've got my sister's water bottle because I haven't got one and she's got two! I haven't got my gloves, but I've got my scarf and hat. I've got my keys and an orange, too.

Pla

3 Look at the pictures in Exercise 2. Say and answer.

This student's got a water bottle, a hat and a phone.

Sylvain.

3 Complete the sentences.

0 My little brother
hasn't got a hat.
He is got a coat.

1 My sister has
a football.
She has a guitar.


2 We have a bath
in our house.
We have a shower.

3 They have pet fish.
They have a television.

4 My sister has
a banana.
She has some
chocolate.

5 You have some keys.
You have a phone.

6 I have a hat in my bag.
I have a book.



4 What have the students in the blog on page 28 got in their bags? Write down all the things you can think of.

You've got one minute!

Work with a partner. Compare and talk about your lists.

I've got 'phone' on my list. You haven't got it.
You've got 'drink'. I haven't.

Now work in small groups. Compare and talk about your lists.

You've got 'pencil case'. We haven't got it.
We've got 'keys'. You've got 'keys', too.

PRONUNCIATION Syllables

4 Listen and repeat.

friend guitar Saturday

Write the words in the table.

alphabet	banana	bottle
chocolate	clothes	computer
football	gloves	keys
Mexican	scarf	wallet

Listen and check. Then repeat.

GRAMMAR have got

1 Read the blog in Exercise 2 again and complete the table.

I	haven't got	my scarf.
You	haven't got	your water bottle.
Nicolas	hasn't got	1 phone.
Pia	2	her water bottle or her gloves.
We	haven't got	3 phones.
You	haven't got	your hats.
Sylvain and Pia	4	their gloves

GRAMMAR REFERENCE AND PRACTICE PAGE 140

2 Listen to the sentences. Choose the words you hear.

- 0 I haven't got / I've got my things.
- 1 He hasn't got / He's got a coat.
- 2 You've got / You haven't got a sister.
- 3 They haven't got / They've got a TV in the kitchen.
- 4 She's got / She hasn't got a new bag.
- 5 I haven't got / I've got my banana.
- 6 We've got / We haven't got a clock in the classroom.

Adjectives: things


1 Look at the picture and find these things.

EP

a long, yellow ruler
a big, red bag
a new, green coat
a dark red coat
a black and white hat
a dirty, red and yellow football

2 Look at the picture and find these things.

a short, red ruler
a small, brown bag
an old, grey coat
a light grey coat
a clean, black and white football

3 Listen and number the sentences.

It's a dirty, dark brown bag.
It's a clean, light blue bag.
It's a long, new ruler.
It's a short, red ruler.
It's a dark blue coat.
It's an old, grey coat.

1

4 Listen again and check. Then repeat.

4 Talk about the picture in Exercise 1 with your partner.

There are four bags in the picture. This bag is light brown and it's small and dirty.

There's one black and white hat. Look, here it is.

5 Talk about your things. Use the picture in Exercise 1 to help you. Think about things in your bedroom and things in your classroom.

*I've got a new school bag. It's dark green and yellow.
It's big. I've also got a new coat.
It's ...*

6 What hasn't Emma got? Listen and tick (✓).

She hasn't got ...
her coat.
her pencil.
her bag.
her ruler.
her football things.
her hat.

✓



7 Listen again and check.

7 Now look at the picture in Exercise 1 and find Emma's things.

GRAMMAR

have got

1 Read the examples. Choose the correct words to complete the two sentences.

- In questions, the pronoun (he, she, we, etc.) is before / after the words have or has.
- The word got is / is not in the short answers.



Short answers

Yes, I have. / No, I haven't.
 Yes, you have. / No, you haven't.
 Yes, he/she/it has. / No, he/she/it hasn't.
 Yes, we have. / No, we haven't.

GRAMMAR REFERENCE AND PRACTICE PAGE 140

2 Complete the sentences.

- A: Has he got a pet fish?
 B: No, he hasn't.
- A: Has Emma got her bag?
 B: No, she hasn't.
- A: Have Sylvain and Pia got their hats?
 B: Yes, they have.
- A: Have I got your phone?
 B: Yes, you have.
- A: Have you got your water bottle?
 B: No, I haven't.
- A: Has your bag got my football things in it?
 B: Yes, it has.

Listen and check. Then repeat.

3 Ask and answer with your partner.

A: Have you got a clock on your kitchen wall?

B: Yes, I have.

- ... a clock on your kitchen wall?
- ... a shower in your house?
- ... your keys in your bag?
- ... a chair in your bedroom?
- ... your English books on your desk?
- ... photos on your bedroom wall?

Now make some more have got questions to ask your partner.



TALKING POINTS

Watch the video. Ask and answer the question with a partner.
 What have you got in your bag?

WRITING

1 Do a questionnaire.

Write six have you got questions using ideas from Exercise 3.



Ask four students your six questions. Write their short answers.

Now write about the students.

Georgia has got two brothers and one sister. She's got a new red school bag and she's got a pet fish. She hasn't got a chair in her bedroom.

LIFE SKILLS CREATIVITY & INNOVATION

BEING CREATIVE AND BEING YOU

1 Read, think and answer. Discuss with a partner.

- 1 What's your favourite room at home? Describe it.
- 2 What's your favourite colour?
- 3 What colour are the walls in your bedroom?
- 4 What things have you got in your bedroom?

2 Read the title and look at the pictures in the interview below. Guess the answers.

- 1 What room is the interview about?
- 2 What is Tristan Deever's hobby?

3 Read the interview. Were your answers in Exercise 2 correct?



LIFE SKILLS

Being creative and being you

We are all different. We can be creative and tell others about us. For example, we can plan a nice room. Think about:

- your hobbies
- your things (table, chair, etc.)
- the things you do



Interview with pop star

TRISTAN DEEVER

Look Inside Tristan Deever's musical home!

Tristan: Welcome to my home!

Interviewer: Thank you. So, what's your favourite room?

Tristan: The living room is my favourite room. Look! There's a long **sofa** for me and for my friends. The sofa is colourful – it's lots of different colours. There's a TV and there are music posters on the walls.

Interviewer: And the sofa is on a **rug**.

Tristan: Yes, it's my favourite rug. The rug looks like a guitar. It's cool!

Interviewer: Music is everywhere in your living room.

Tristan: Yes, I love music. Music is my hobby. I've got three guitars. And I've got books about music, too. The books are on a blue **shelf**. I've got a pet fish. His name's Fran. He's in his **fishbowl**, on the table.

Interviewer: Hello Fran!

Tristan: There's a big **light** in my living room.

Interviewer: Your living room is a happy room with lots of colours in it.

Tristan: Yes, it's a happy room and I'm a happy person. And it's a musical room and I'm a musical person.




- 4 Read the interview again. Underline the wrong word in each sentence. Write the correct words.

- Tristan Deever is a teacher. _____
- The kitchen is his favourite rooms. _____
- His music posters are on the table. _____
- He's got six guitars. _____
- The fish's name is Frank. _____
- Tristan Deever is a sad person. _____

- 5 Label the photos. Look at the **highlighted** words in the interview again and check.

fishbowl light rug shelf sofa



- 6 Write true sentences about your living room. Use all the words from Exercise 5.

In my living room, there's a sofa. There isn't a rug.

- 7 Listen to Anna on TV. Answer the questions (choose a or b).

- What room is Anna talking about?
a a new bedroom b a new living room
- Is Daisy happy with her new room?
a yes b no

- 8 Listen again. Complete the sentences with the words in the box.

bed board games books
clock computer posters

- There are football _____ on the wall.
- There are _____ on the bookcase.
- There's a _____ on the table.
- There are _____ on the shelf.
- There's a _____ on the shelf.
- There's a _____ in the bedroom.



TALKING POINTS


What is your favourite hobby?
What do you think is good about Daisy's new bedroom?

- 9 Match the sentences 1-3 to the pictures A-C.



USEFUL LANGUAGE

- I love football.
- The clock looks like a football.
- It's cool.



- 10 Look at the interview on page 32 again. Use the underlined words in Exercise 9 and answer.

- What does Tristan Deever say about music?
- What thing looks like a guitar?
- What does Tristan Deever say is cool?

PROJECT

A plan for a new bedroom

Draw a picture of your new bedroom and write about it. Think about these questions:

- What's your favourite colour?
- What colour are the walls in your new bedroom?
- What's your favourite hobby?
- Are there things from your hobby in your room?
- Where is your bed and other things in your room?

Tell your partner about your new bedroom.

REVIEW 1

UNITS 1-4

VOCABULARY

1 Match the words to the photos A-J.

bag camera chair clock
guitar hat keys phone watch



2 Put the letters in the right order to make family words.

- | | |
|-----------------|------------|
| 0 tressi sister | 6 torbrhe |
| 1 bhsunda | 7 drnhicle |
| 2 uhtdraeg | 8 hrtemo |
| 3 fwei | 9 frheta |
| 4 nos | 10 ybba |
| 5 rtnepas | |

3 Match the adjectives to the people. Close your book and ask and answer with a partner.

bored funny happy hot
hungry sad tired

A: Is Joe funny?

B: Yes, he is.

GRAMMAR

1 Complete the sentences with the words in the box.

I'm	It's	He's	She's
We're	They're	My	
is (x 2)	are	His	Her



Hi! ¹ My name's Joelle. ² 12.
These ³ my new friends. ⁴ really nice!
This ⁵ Paolo. ⁶ 13. ⁷
Dad's Italian.
This ⁸ Rosa. ⁹ 13. ¹⁰
camera's new! ¹¹ in a photo club.
¹² fun!



2 Look at the picture and complete the sentences.



- 0 The computer is Stella's.
 1 The _____ is _____.
 2 The _____ is _____.
 3 The _____ is _____.
 4 The _____ is _____.
 5 The _____ is _____.

SPEAKING

- 1 Play this game. Write six things in your bag. Ask and answer with your partner.

Have you got a phone?

Yes, I have.

Have you got a ruler?

No, I haven't.

You get one point when your partner says Yes, I have. Count your points. Who is the winner?

LISTENING

- 1 Listen and complete the boxes about the two students.

Name:	Tahira	Darby
Surname:	_____	_____
Age:	_____	_____
Nationality:	_____	_____
Phone number:	_____	_____

READING

- 1 Read about Keira's home. Are the sentences right (✓) or wrong (X)?



My name's Keira and I live in a flat with my mum and dad. We've got five rooms - a kitchen, a living room, a bathroom, two bedrooms and a small hall. We haven't got a dining room. In the kitchen, there's a table with six chairs. There's also a TV and a clock. In the living room, there's a desk and a computer. There are three pictures on the walls. In the bathroom, there's a shower. We haven't got a bath. My favourite room is my bedroom. I've got a desk, a chair and a small table in here.

- 0 There are six rooms in the flat.
 1 There's a dining room.
 2 There's a table in the kitchen.
 3 There's a computer in the kitchen.
 4 There are four pictures in the living room.
 5 There's a bath in the bathroom.

✓
☐
☐
☐
☐
☐

WRITING

- 1 Write these sentences with capital letters and full stops.

- 0 my name's gabby and i'm 14
 My name's Gabby and I'm 14.
 1 my mum's from brazil and my dad's from mexico
 2 my friend ling is chinese
 3 they aren't from turkey
 4 he isn't spanish, he's argentinian
 5 my teacher's called mr brown

5

WHAT CAN YOU DO?



ABOUT YOU

What's in your bag today? Say five things.
Compare with your partner.



VOCABULARY

AND


LISTENING

Activities and skills


1 Look at the photos A-J. Use the verbs in the box to complete the phrases.




cook paint play remember ride
sail sing skate speak swim



a horse



underwater




remember



Italian



a picture



the guitar



spaghetti



a boat



dates



ice



Listen and check. Then repeat.



2

Look at the big photo at the top of the page and listen. Write yes or no.

- 0 The friends are in the park. *yes*
- 1 This week's photo club project is called 'Every day'.
- 2 Rosa's camera is old.
- 3 The new boy is called José.
- 4 He's got a very nice camera.

GRAMMAR

can / can't

- 1** Read the Grammar box. Then listen again. What can Joelle, Rosa and Paolo do? Look at Exercise 1 on page 36 and write J (Joelle), R (Rosa) or P (Paolo) on each photo.

I / you / he / she / it / we / they **can** swim.

I / you / he / she / it / we / they **can't** (cannot) swim.

What can you do?

Short answers

Can you swim? Yes, I **can**. No, I **can't**.

GRAMMAR REFERENCE AND PRACTICE PAGE 141

- 2** Complete the sentences with *can* or *can't*.

- 0 Joelle can ride a horse.
1 Rosa can swim underwater.
2 Paolo can sing or ride a horse.
3 Can't Paolo paint a picture?
No, he can't.
4 Can Paolo speak Italian?
Yes, he can.



PRONUNCIATION

can / can't

- 3** Listen and repeat.

What can you do? Can you ride a horse?

No, I **can't**.

Can you play the guitar?

No, I **can't**.

Well, can you take photos?

Yes, I **can**. And I can speak Italian.

Oh good!

- 4** Listen and choose the word you hear.

- 0 I can / can't take good photos.
1 We can / can't see the TV.
2 I can / can't remember her name.
3 My sister can / can't play the guitar.
4 Can / Can't your little brother read?
5 My mother can / can't speak Chinese.


- 5** Put the words in order and make questions. Then ask and answer with your partner.

- 1 dictionary / you / Can / use / a / ?
2 good / you / photographs / take / Can / ?
3 draw / Can / a / you / horse / ?
4 dad / Can / sing / your / ?
5 swim / you / 25 metres / Can / ?
6 Can / remember / name / your / teacher / your / ?

- 6** What can you do? Put a ✓ (yes) or a X (no) in the me column.

- 7** Ask and answer with your partner. Use *can* and *can't*. Complete the table for your partner.

Can you ...	me	my partner
play the guitar?		
ride a bike?		
cook spaghetti?		
ice skate?		
remember your friends' birthdays?		
speak Spanish?		



Can you play the guitar?

No, I **can't**.



- 8** Read the sentences in the table. Then write three sentences about you and three sentences about your partner. Use *and*, *but* and *or* in your sentences.

	sing	play the guitar
I can sing and play the guitar.	✓	✓
I can't sing or play the guitar.	X	X
I can sing but I can't play the guitar.	✓	X

I can take photos and paint a picture. Luigi can't speak Chinese or swim underwater.

Parts of the body

- 1 Look at the photos. Match the parts of the body A-L to the words in the box.

EP

arm	ear	eye	face	foot/feet
hair	hand	head	leg	mouth
nose	tooth/teeth			



Listen and check. Then repeat.



- 2 Listen. Point to the parts of your body when you hear them.

- 3 Play the game in Exercise 2 with your partner.

- 4 Read the article and answer the questions.

- 1 What is Rubberboy's real name?
- 2 Where is he from?
- 3 What is he famous for?
- 4 Where can you see Rubberboy?

RUBBERBOY



This is Rubberboy! Of course, that's not his real name. His real name is Daniel Browning Smith and he comes from the USA. He is famous for the things he can do with his body. For example, he can stand on his hands and put his feet behind his head. Can you do that? It's really difficult! He can also get into a very small box – only 34 cm x 40 cm x 50 cm. You can read about Daniel in a book called Guinness World Records and you can also see him on TV or on your laptop.



GRAMMAR

Prepositions: *in, on, behind, under*



GRAMMAR REFERENCE AND PRACTICE PAGE 142



1 Match the sentences to the pictures A-G. Then complete the sentences with *in, on, behind* or *under*.

- 0 His hands are behind his head.
- 1 The guitar is the door.
- 2 There are lots of books the table.
- 3 She is the table.
- 4 His head is the desk.
- 5 The dog isn't her bed!
- 6 The ruler is the pencil case.

a
b
c
d
e
f
g

2 Choose the correct words.

- 1 There are some nice pictures *behind / on* the wall.
- 2 My bag is *in / on* the chair in my bedroom.
- 3 I can't open my eyes *under / behind* the water.
- 4 Look! The dog is *on / behind* the door.
- 5 Is that chocolate you've got *in / under* your mouth?



TALKING POINTS

Watch the video. Ask and answer the questions with a partner.

Can you ...

- get into a small box?
- head a ball?
- do a cartwheel?
- stand on your head?

SPEAKING

1 Walk around the class. Ask and answer questions. Use the phrases in the box.

- move your ears
- paint with your toes
- put your toes in your mouth
- walk on your hands
- write with your feet

Hi, Sonia. Can you paint with your toes?

No, I can't.

Yes, I can. What about you?


6

PARTY TIME!



ABOUT YOU

Write down all the food words you can in two minutes. How many words have you got?



VOCABULARY

AND

LISTENING

Food and drinks

1 Match the photos A-P to the words in the box.



biscuits	bread	butter	cakes
cheese	chicken	chips	eggs
juice	lemonade	milk	pasta
potatoes	rice	soup	tomatoes



Listen and check. Then repeat.

2

Put the food in Exercise 1 in the right columns. Then work with your partner and put more food words in the columns.

fruit



vegetables



meat



drinks



sweet snacks



other



3

Talk to your partner about the food and drinks you like and don't like.

I like vegetables. I don't like eggs.



4

Look at the table and listen to the teacher talking about the class party. Match the names of the students to the food.

Class Party

What food can you bring?

Name	Food
Jessica	cheese
Kim	bread and butter
Hugo	oranges
Lily	apples
Nina	bananas
Alfie	tomatoes
Tom	biscuits
	cakes
	lemonade
	juice

GRAMMAR

Countable and uncountable nouns

- 1 Read the sentences about countable and uncountable nouns.

There are things you can count (countable):

an apple ten apples

There are things you can't count (uncountable):

rice

You can add s to countable nouns but you can't add s to uncountable nouns:

apples rice


(Be careful – potato – potatoes tomato – tomatoes)

Which of the food and drinks words on page 40 are countable and which are uncountable?

GRAMMAR REFERENCE AND PRACTICE PAGE 143

- 2 Write the words in the box under the right shopping basket. For countable words, add a or an.

apple	banana	chip	egg	fruit
meat	milk	pasta	potato	rice
soup	vegetable			



countable
an apple



uncountable
rice

some, any, lots of

- 3 Read the sentences from the listening exercise. Then match them to the rules in the box.

- We haven't got any food for the class party tomorrow.
- I can bring some bread and butter.
- I can bring some biscuits. We've got lots of biscuits at home.
- Can you bring some tomatoes?
- I haven't got any fruit at home.
- We need some fruit.
- We haven't got any tomatoes at home.
- Have you got any tomatoes at home?

- We use some and lots of in positive sentences.
b
- We use any in negative sentences.
- We can use some or any in questions.

- 4 Choose the correct words to complete the sentences.

- Have you got any / a soup?
- I've got any / some biscuits in my bag.
- There isn't a / any milk in the kitchen.
- There are lots of / an eggs here.
- I've got some / a bananas and oranges for the party.
- There's lots of / an orange under the table.
- James can't bring any / some cheese.
- There's any / lots of food for the party.



PRONUNCIATION

some



- 5 Listen to the sentences with some. Then listen again and repeat.

- 6 Look at the picture of the party food and write sentences. Use a / an, some, any or lots of.

They've got some oranges.
They haven't got any bread.
There's ...



- Write a shopping list for your party.
- Tell the people in your class about the food at your party.

I've got lots of fruit. I haven't got any chocolate.
I've got some cakes.

GRAMMAR REFERENCE AND PRACTICE PAGE 143

Telling the time (1)



A

CAN YOU COME TO HANNAH'S PARTY?

Place: 33 Albert Street
 Date: 1st August
 Time: From 8 until late!
 Call: 020 873 645 or
 Email: hannah.tenns@worldnet.com

PARTY FOOD
 GAMES
 DISCO!

C

Daniel invites you to come to his Swimming Pool Party!

Games in the water and lots of nice food
 It's on Saturday, 1st April, at 2.15.

Call Daniel - 01386 928704
 for more information.

B

PLEASE COME TO REBECCA'S PARTY

on Wednesday, 2nd March
 after school from 3.30 until
 5.30 at Rebecca's house.

Wear something special!
 Bring food and drinks.

Call 03276 753 902

D

Would you like to come to MY PARTY?

Fun, food and sports!

It's on Saturday, 1st July, at Victoria Park,
 from 10 am until 2 pm.

01632 960250 andrew@fgpool.com

1 Read the invitations and find ...

- two different days. Saturday
- four different months. _____
- three different places. _____
- four different times. _____
- two email addresses. _____
- two phone numbers. _____



2 Listen to the conversations 1-4 and match them to the invitations A-D.



- Conversation 1 _____
 Conversation 2 _____
 Conversation 3 _____
 Conversation 4 _____

3 Look at the pictures A-G. Match the times to the clocks.

EP

- 0 It's six twenty.
- 1 It's 9 am.
- 2 It's one ten.
- 3 It's three thirty.
- 4 It's two fifty.
- 5 It's four o'clock.
- 6 It's 7 pm.

F
□
□
□
□
□
□



Listen and check. Then repeat.

4 Listen and complete the clocks.



GRAMMAR

Prepositions: *on, at, from, until*

1 Read the invitations again. Underline *on, at, from* and *until*. Then complete the table with *on, at, from* and *until*.

Days	<u>on</u>	Wednesday
		Saturday
Times	<u>3.30</u>	<u>5.30</u>
		2.15
Dates	<u>1st August</u>	
	<u>2nd March</u>	
Places	<u>Rebecca's house</u>	
	<u>the park</u>	

>> GRAMMAR REFERENCE AND PRACTICE PAGE 143

2 Complete the sentences with *on, at, from* and *until*.

- 0 Tom's party is on Tuesday at 4.30.
- 1 Is your party 1st July?
- 2 The party is my house, 2 pm 5 pm.
- 3 See you the park Sunday!
- 4 My party is the swimming pool. It's 3 pm.

3 Practise the conversations about parties with your partner. You can find them on page 124. Change the days, times and places.

WRITING

1 Look at the invitations on page 42 again. Now write an invitation to your party. Put

- the day
- the date
- the time
- the place
- your phone number and email address

Invite people to come to your party.

Would you like to ...? Where ...?

What time ...? I'd love to ...

It's on ... Oh, I'm sorry, I can't.

When ...? It's at ...



TALKING POINTS

- Do you like parties?
- How often do you go to parties?
- What is your favourite party food?
- What are your favourite party activities?

CULTURE

HOLIDAYS IN THE USA

1 Look at the photos 1-4. Listen and repeat the words.



2 In pairs, talk about the questions.

- 1 What colours is the American flag?
- 2 Are there parades where you live? When?
- 3 Are there fireworks where you live? When?
- 4 Do you have barbecues? When?

3 Read the web page and look at the calendar. For this calendar, what date is:

Martin Luther King Day?
Thanksgiving?

What day is:
Independence Day?

JANUARY						
M	T	W	T	F	S	S
1	2	3	4	5	6	
7	8	9	10	11	12	13
14	15	16	17	18	19	20
21	22	23	24	25	26	27
28	29	30	31			

JULY						
M	T	W	T	F	S	S
1	2	3	4	5	6	7
8	9	10	11	12	13	14
15	16	17	18	19	20	21
22	23	24	25	26	27	28
29	30	31				

NOVEMBER						
M	T	W	T	F	S	S
1	2	3	4	5	6	7
8	9	10	11	12	13	14
15	16	17	18	19	20	21
22	23	24	25	26	27	28
29	30					

FACTFILE Holidays in the USA

On public holidays, schools and offices close. There are about ten public holidays in the United States of America (the USA). People do different things to celebrate these holidays. People also eat different food on different holidays.

Some public holidays in the USA are:

- Thanksgiving
- Independence Day
- Labor Day
- Martin Luther King Day

Hi everyone.

Can you help me with my school project on American holidays? What are your favourite holidays?



Hi, I'm Megan. My favourite holiday is Thanksgiving. It's on the fourth Thursday in November. On Thanksgiving, we say thank you for the things we've got. We have a big family meal. We eat lots of food together. We eat **turkey**, potatoes and vegetables. And we eat pumpkin **pie** for dessert.




4 Read the web page again. What happens on these days? Tick (✓) columns 1-3 of the table.

	1 Martin Luther King Day	2 Independence Day	3 Thanksgiving	4 Labor Day
a family meal				
a barbecue				
a parade				
fireworks				



Hello, I'm Jake. My favourite holiday is Independence Day. It's on 4th July. On Independence Day, we celebrate the birthday of the USA – the declaration of Independence on 4th July 1776. Some people go and see parades and hold American flags. In my family, we have a barbecue with friends. We eat **burgers** and **corn on the cob**. At night, there are fireworks.



Hi, I'm Sandra. My favourite holiday is Martin Luther King Day (MLK Day). It's on the third Monday in January. On MLK Day, we celebrate Martin Luther King's birthday and we remember his ideas. We sometimes help other people on this day. For example, we visit and talk to old people. In my family, we have a family meal. We eat chicken and **sweet potatoes**. And we eat pecan pie for dessert.



Martin Luther King



TALKING POINTS

Do you have a holiday for workers in your country? When is it?
What are your favourite holidays in your country? When are they?

- 5 Put the letters in the right order and write the food words.

- | | |
|-----------------|------------------|
| 1 o n c r | _____ on the cob |
| 2 i p e | _____ |
| 3 t w s e e | _____ potatoes |
| 4 t k y e r u | _____ |
| 5 g u r b r e s | _____ |

Look at the **highlighted** words on the web page and check your answers.

- 6 What food do Americans eat on holidays? Write three sentences.

On Martin Luther King Day, they eat chicken and ...



- 7 Listen to Ava talking about her favourite holiday, Labor Day. Answer a or b.

- What month is Labor Day?
a August b September
- Who does Labor Day celebrate?
a workers b children
- What does Ava's family have?
a a family meal b a barbecue



- 8 Listen again. What happens on Labor Day? Tick (✓) column 4 of the table on page 44.

PROJECT

A web page

In small groups, write a web page about a holiday in your country. Use the questions as headings. Answer the questions on the web page. Find photos or draw pictures for your web page.

- When is the holiday?
- What is the holiday for?
- What special things do people do?
- What special food do people eat?

Present the web page to the class.


7

MY DAY



ABOUT YOU

What is your favourite food in the morning?
What can you eat for lunch at school?
What food can't you take to school?



5 Complete the sentences with the words in the box. Then listen again and check.

can can't clothes
different every day shower

- José's clothes are new.
- The next photo club project is 'Things we do every day'.
- You have a shower in the morning.
- José can't go to the next photo club with his friends.
- José can go for a drink.
- José's day is different from Rosa's day.

VOCABULARY

AND

LISTENING

Daily activities

- Look at the things you do every day. Match the photos A-J to the words in the box.



catch the bus to school get dressed
get up go to bed have a shower
have breakfast have dinner have lunch
walk to school wash your face



Listen and check. Then repeat.

- Work with a partner. Talk about the photos. Take turns.

Picture F catch the bus to school

- Who can you see in the big photo? Where are they? Who has got a camera in their hand?



- Listen and answer these questions.

- Is Rosa happy?
- Is José good at taking photos?
- What day is the photo club?
- What has José got at five o'clock?



- 6 Listen to Rosa and José and read. Two things are different from the recording. What are they?

Rosa: On Mondays, I get up, wash my face and have a shower. Then I have breakfast with my dad. Then I put my things in my school bag and catch the bus to school. I go to school at eight thirty.

José: On Mondays, I get up and wash my face. I have a drink in my room and then I have a shower. At two o'clock I put my things in my bag and leave the hotel. I go to school at five o'clock.

GRAMMAR

Present simple

- 1 Read about the friends and then complete the sentence.



I get up and get dressed. Rosa gets up and gets dressed. She catches the bus to school.



I have breakfast. Then I have a shower. José has lunch and has a shower.



We go to school at eight thirty. José goes to school at five o'clock.

We use the present simple to talk about things we do one time / every day.

- 2 Make sentences. Use the words in the box.

I go to school at eight o'clock.

I	catches the bus to school.
You	go to bed in the evening.
He	gets up at seven o'clock.
She	has lunch at one o'clock.
We	get dressed in the morning.
You	walk to school.
They	wash my face.



PRONUNCIATION

Present simple endings



- 3 Listen to the -s and -es sounds. Sometimes we add another syllable when we say the -s or -es. Sometimes we don't.

goes	leaves	paints	plays
rides	swims	walks	watches

Then put the verbs in the box in the correct column.

gets: -s is NOT an extra syllable

washes: -es IS an extra syllable



Listen and check. Then repeat.

- 4 Talk to your partner about things you do in your day.

I get up and have a shower. Then I get dressed. I catch the bus to school and at twelve o'clock I have lunch at school.

Now tell the class about your partner.



Carolina gets up and washes her face.

Miguel has a shower and then he goes to bed.

- 5 Write about what your partner does every day.

Laura gets up at eight o'clock. Then she washes her face and gets dressed. She has lunch at one o'clock.

Telling the time (2)



1 Look at the clocks 1-7. What's the time?

EP It's half past nine.

ST Listen, check and repeat.

2 Draw six clocks in your notebook. Listen and draw the time on the clocks.

3 Read Christine's blog and answer the questions.

What does Christine do at ...

- 1 ten past four in the afternoon?
- 2 half past five in the afternoon?
- 3 half past nine in the evening?
- 4 quarter past five in the morning?
- 5 quarter to six in the morning?

4 Read the blog again and complete the sentences. Use the words in the box.

at night Brazil goes in the evening
looks for names Scotland sleeps
tired to bed

0 Christine is from Scotland, but now she is in Brazil.

1 She studies _____ and _____, and she _____ in the day.

2 She _____ into the forest and _____ birds and night animals.

3 She writes the _____ of the birds and the night animals in her notebook.

4 After dinner she goes _____. She is very _____.



MY BRAZIL BLOG

Hi. My name's Christine and I'm from Scotland. But I'm not in Scotland now. I'm in Brazil and I study animals. My life here is very different from my life in Scotland!

Here in Brazil, I study in the evening and at night, and I sleep in the day! I get up at about 4 pm and at 4.10, I have a shower and then have a drink and have breakfast with the other students. At about 5.30 in the afternoon, we put our things into our bags. At 6 pm, we go into the forest and look for birds.

We write their names in our notebooks. We don't talk because we don't want the birds to hear us. At 9.30 in the evening, we stop and eat sandwiches, and drink water or juice. It's our lunch! We don't stop for a long time. At about 10.15, we look for night animals.

We finish at about 3 am. Before we eat our dinner, we write the names of all the birds and animals on the computer. We have dinner at 5.15. At 5.45 in the morning, I'm very tired. I'm ready for bed!

I don't see the sun because I sleep all day! But I'm very happy.



GRAMMAR

Present simple

- 1 Read about Christine and then complete the sentences.

In Brazil, Christine sleeps in the day. She **doesn't sleep** at night. The students **don't see** the sun.

Here in Brazil, I study in the evening. I **don't study** in the evening in Scotland.

We **don't stop** for a long time to eat our lunch.



- 1 We use **don't / doesn't** to make the present simple negative for **I, you, we, they**.
- 2 We use **don't / doesn't** to make the present simple negative for **he, she, it**.
- 3 We **add / don't add 's' / 'es'** to the main verb to make the present simple negative for **he, she, it**.

- 2 Listen and repeat.

GRAMMAR REFERENCE AND PRACTICE PAGE 144

- 3 Talk about things Christine does in Brazil and **doesn't do** in Scotland.

- 0 have a shower
In Brazil, Christine has a shower at ten past four. She **doesn't have** a shower at ten past four in Scotland.

- 1 get up
- 2 have lunch
- 3 have dinner
- 4 go to bed

- 4 Complete the sentences with the verbs in brackets ().

- 0 You **don't live** (not live) in Scotland.
- 1 My sister _____ (not wash) her hair in the morning.
- 2 My mum and dad _____ (not make) sandwiches for lunch.
- 3 I _____ (not do) my homework in the morning before school.
- 4 James _____ (not get) the bus to school.
- 5 We _____ (not go) to school on Sundays.
- 6 My teacher _____ (not work) at night.

SPEAKING

- 1 Read about Lesedi's day. Tell your partner what Lesedi does at:

- 1 quarter past six in the morning
- 2 quarter past ten in the evening
- 3 quarter to ten in the morning
- 4 quarter past four in the afternoon
- 5 half past seven in the evening

Hi. My name's Lesedi. I'm 16 and I'm from South Africa.

MORNING

6.15	get up. No shower!
7.00	walk to the Football Academy
7.30	play and learn about football
9.45	have a shower
10.15	play a football game

AFTERNOON

12.00	have lunch
12.45	go to school for lessons
4.15	have a drink and a sandwich
4.30	play football with friends in the park
6.30	eat with my family

EVENING

7.30	do homework
10.15	go to bed

- 2 How is your day different to Lesedi's? Tell your partner what you do and don't do.

I don't get up at quarter past six in the morning. I get up at seven o'clock. I have lunch at ... I do homework at ...



TALKING POINTS

▶ Watch the video. Ask and answer the questions with a partner.

- What time do you get up?
- What do you do in the morning?
- What do you have for breakfast?
- How do you get to school?

8

AT SCHOOL



ABOUT YOU

What time do you start school in the morning?
What time do you finish school in the afternoon?
Which days of the week are you at school?



VOCABULARY

AND

LISTENING

School subjects

- 1 Match the school subjects to the pictures A–J.



art English French geography
history IT maths music
PE science



Listen and check. Then repeat.



What subjects are in your school timetable?
What time are they? Ask and answer.

When is maths?

At 10 o'clock.



Listen to the teacher talking about changes in the school timetable. Write the subjects you hear.



Listen again to the teacher talking about the timetable changes and complete the table.

	no change	new subject
Monday: double maths	✓	✗
Tuesday: art		
Tuesday: IT		
Wednesday: maths		
Wednesday: PE		
Thursday: geography		



What are your favourite school subjects?
Tell your partner.

1 Look at the table and then choose the correct words to complete the sentences.

Do we have double maths in the morning?	Yes, you do .
Do we have PE in the afternoon?	No, you don't .
Does he teach art on another day?	Yes, he does .
Does she teach music after school?	No, she doesn't .
Do you play an instrument?	Yes, I/we do .
Do they have English on Tuesday?	No, they don't .

- We use **do / does** to make questions and short answers with **he** and **she**.
- We use **do / does** to make questions and short answers with **I, you, we, and they**.

>> GRAMMAR REFERENCE AND PRACTICE PAGE 145

2 Look at Lara's school timetable. Complete questions and answers 1-3.

0 A: Does Lara have geography on Tuesdays?
B: Yes, she does.

1 A: _____ science on Wednesdays?
B: _____.

2 A: _____ art on Fridays?
B: _____.

3 A: _____ history on Mondays?
B: _____.

Now answer questions 4-5 with information about you.

4 A: Do you have English on Thursdays?
B: _____.

5 A: Do you have maths on Wednesdays?
B: _____.

3 Make questions. Then ask and answer with your partner.

0 you / go to school / on Saturdays / ?
A: Do you go to school on Saturdays?
B: Yes, I do.

1 you / do homework / in the morning / ?

2 you / understand / your maths lesson / ?

3 you / use IT / in English lessons / ?

4 your dad / help you / with homework / ?

5 your school / have / a photo club / ?

6 your teacher / walk / to school / ?

7 your friend / like / PE / ?

8 your mum and dad / speak / English / ?

17 Listen and check. Then repeat.

NAME: **LARA**

	MONDAY	TUESDAY	WEDNESDAY	THURSDAY	FRIDAY
09.15	science	art	IT	geography	PE
10.05	art	music	English	maths	science
BREAK					
11.20	history	PE	history	science	maths
LUNCH					
13.30	English	geography	maths	music	IT
14.20	French	history	maths	PE	science

Words with two meanings

- 1 Read the interview with Lowanna. Where is her school? Does she have lessons every day?

Interviewer: What's your name?

Lowanna: My name's Lowanna.

Interviewer: Where do you come from?

Lowanna: I come from Australia.

Interviewer: Where do you go to school? Do you catch the bus?

Lowanna: I don't catch the bus to school. School comes to me.

Interviewer: Why does school come to you?

Lowanna: Because there isn't a town or a school near my house. I learn with School of the Air.

Interviewer: What's School of the Air?

Lowanna: It's learning on the internet.

Interviewer: When do you start your lessons in the morning?

Lowanna: Well, my first lesson starts at eight o'clock.

Interviewer: Tell me more about your lessons.

Lowanna: I can see my teacher on my computer screen. I can hear and see her, and she can hear and see me. There are other students, too. I can see and hear them.



- 2 Read the interview again. Then read the sentences and write yes or no. Correct the no sentences.
- Lowanna is Australian. Yes.
 - Lowanna starts her lessons at six o'clock.
 - Lowanna's teacher talks to her on her phone.
 - Lowanna can see the other students.
 - Lowanna has projects to do after the lessons.
 - Lowanna's mum and dad help her with homework.
 - Lowanna meets the other students at weekends.

- 3 Ask and answer the questions with a partner.

What do you think of the School of the Air?
Do you want to learn at home like Lowanna or do you like learning at school with your friends?

Interviewer: How often do you have lessons?

Lowanna: I have them five days a week. I don't have them in the holidays.

Interviewer: Do you get homework? Who helps you with it?

Lowanna: Yes, I do! My mum and dad don't help me, but I can ask the other students from School of the Air for help.

Interviewer: Do you ever meet the other students?

Lowanna: Yes, I do.

Interviewer: When do you meet them?

Lowanna: We meet in the summer. We go to camp for a week.

Interviewer: So, do you like your school?

Lowanna: Yes, I think it's great.



School of the Air



TALKING POINTS

Watch the video. Ask and answer the questions with a partner.
What's your favourite subject?
What subjects are you good at?
Do you go to school on a Saturday?

- 4 Some words in English have more than one meaning. Look at the example catch.

*I catch the bus to school at 7.30 every morning.
In PE, can you catch the ball?*

How do you say these sentences in your language? Do you use catch for both sentences?

- 5 Complete the sentences with the words in the box.



catch come get meet see think

- 1 a Lowanna and her family _____ from Australia.
b My friends sometimes _____ to my house.
- 2 a What do you _____ of my new school bag?
b I _____ the bus leaves at 9.15.
- 3 a I _____ my friends at school every day.
b Excuse me, I can't _____ the board.
- 4 a My brother and I _____ the bus to school every day.
b Our dogs _____ the ball when we play football in the park.
- 5 a I often _____ my friends in town.
b Hello, Sam. Nice to _____ you.
- 6 a What time do you _____ home?
b I _____ lots of presents on my birthday.

- 6 Now find the words from Exercise 5 in the interview. Do the words have meaning a or meaning b?

- 4 Read the answers and then write the questions. Use a different question word for each question.

- 1 _____
I like history because it's interesting.
- 2 _____
I have guitar lessons one day a week.
- 3 _____
I come from Madrid.
- 4 _____
Oh, that's my dad.
- 5 _____
It's one o'clock.
- 6 _____
The bus leaves at quarter to five.



PRONUNCIATION Wh-questions



- 5 Listen to the Wh- questions from Exercise 4. Which words are stressed? Underline them.

- 1 Where do you live?
- 2 Who's your best friend?
- 3 When do you have breakfast?
- 4 How often do you clean your bedroom?
- 5 What's your favourite subject?
- 6 Why do you like football?



- 6 Listen again and repeat. Then ask and answer the questions with your partner.

GRAMMAR

Wh- questions

- 1 Match the question words to the answers.

question words	answers
Who?	A thing
What?	A place
Where?	A person
When?	A reason
How often?	Every day / every week, etc.
Why?	A time / a day, etc.

GRAMMAR REFERENCE AND PRACTICE PAGE 145

- 2 Now find the question words from Exercise 1 in the interview. Underline the questions and answers.
- 3 Complete the questions. Use all the question words.

- 1 _____ do you live?
- 2 _____ 's your best friend?
- 3 _____ do you have breakfast?
- 4 _____ do you clean your bedroom?
- 5 _____ 's your favourite subject?
- 6 _____ do you like football?

WRITING

- 1 Write some questions to ask your friend about school. Use the questions in the interview with Lowanna to help you.

Write one question for each of the question words.

Who ...? What ...? Where ...?
When ...? How often ...? Why ...?

What's your name? My name's Kias.
Where do you go to school? I go to school in my town.
When do you start lessons? I start lessons at 8.30.
Why ...?
How often ...?
Who ...?

Ask your friend the questions and write the answers.

- 2 Now use the answers and write about your friend.

Viktor comes from Sweden. He doesn't go to school at home. He goes to school in his town. He gets the bus to school and starts his lessons at 8.30.

LIFE SKILLS STUDY SKILLS

LEARNING ENGLISH



LIFE SKILLS

Learning English

We can all be good learners of English. There are lots of different ways to learn English at school and at home.

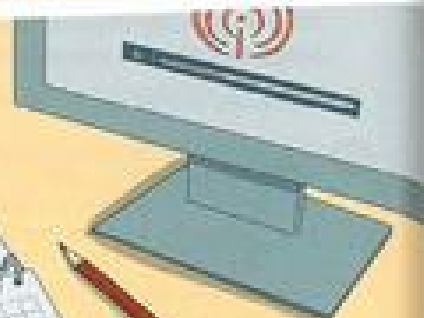

- 1 Read, think and answer. Discuss with a partner.

- 1 What's your favourite school subject? Why?
- 2 What languages can you speak?
- 3 Who's your English teacher?
- 4 Where do you do your English homework?
- 5 What is your favourite part of an English lesson: reading, listening, writing or speaking?

- 2 Tick (✓) the things you do.

read in English ☐
listen to English ☐
write in English ☐
speak English ☐
learn and remember new vocabulary ☐

- 3 Read the messages on the online forum. Which of the ideas from Exercise 2 can you see?



FORUM FOR STUDENTS

Where students share ideas!



We learn English at school. This can help us speak to other people in English. How can we be **GOOD** learners of English? Here are five top tips!


I read in English. I **read comics** in English. Comics are good because they are short and they've got pictures. I think reading helps me learn new words and phrases.

I **watch TV** in English. When I watch TV in English, I can also put on English subtitles so I can read what they say, too. This helps me understand more.

I've got an English pen pal, a friend I write to. Every month I **write letters** to him in English and he writes letters to me. He's a friend of my family. He lives in England.

I **listen to music** in English. There is lots of pop music in English and I like pop music. I listen to music when I walk to school. I listen and learn the words. Sometimes, I read the words and listen, too. Sometimes I sing in English, but only in the shower!

At home, I **do my English homework** in my bedroom. My brothers and sisters speak and watch TV in the living room, so I can't work in the living room. When I do homework, I stop and take a break every 15 minutes.



- 4 Read the messages again. Read the sentences below and tick (✓) or cross (X).

To be a good English learner, you can ...

- 1 ... read in English.
- 2 ... listen to your own language.
- 3 ... write to an English friend.
- 4 ... dance to English pop music.
- 5 ... learn the words to English pop music.
- 6 ... watch TV when you do your homework.



- 5 Make phrases. Match the verbs 1-5 to the words a-e. Look at the messages again to check.

- | | |
|-------------|------------|
| 1 read | a homework |
| 2 watch | b letters |
| 3 write | c TV |
| 4 listen to | d comics |
| 5 do | e music |

- 6 Label the picture. Use the phrases from Exercise 5.

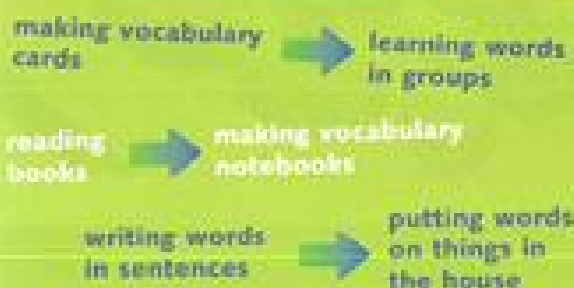


- 7 Listen to people talking about learning English. Answer a, b or c.

What does Pablo want help with?

- a reading in English
- b learning vocabulary in English
- c doing English homework

- 8 Listen again. Underline the four suggestions you hear.



TALKING POINTS

How do you remember new vocabulary in English?

What's your favourite idea from the listening?



- 9 Complete the sentences in the Useful Language box. Use the phrases below. Listen again and check.

- put words on things
- learning words in groups is
- making vocabulary cards



USEFUL LANGUAGE

Suggestions

- 1 What about _____?
- 2 You can _____
- 3 _____ a good idea.



- 10 Put the words in order. Use the Useful Language box above.

- 1 vocabulary / having / notebook / What / a / about / ?
- 2 dictionary / good / a / is / Using / idea / a
- 3 word / You / a / sentence / in / write / the / can

PROJECT

A plan for learning English

Help a friend learn more English. Make a plan. Write four top tips!

Give an idea for:

- reading in English
- listening in English
- writing in English
- learning vocabulary in English

Speak to your friend. Take turns and say your ideas.

Have you got a favourite idea? What is it? Tell the class.

REVIEW 2

UNITS 5–8

VOCABULARY

1 Circle the odd word out.

- | | | | |
|------------|-----------|--------------|--------|
| 0 cakes | pasta | <u>juice</u> | rice |
| 1 apple | banana | potato | orange |
| 2 ride | sail | swim | stand |
| 3 biscuits | chocolate | chicken | cakes |

- | | | | |
|-------------|-------|---------|---------|
| 4 geography | sing | history | science |
| 5 tomatoes | milk | cheese | butter |
| 6 foot | mouth | teeth | hair |

2 Label the pictures with the parts of the body.




GRAMMAR

1 Put the words in order and make questions. Then ask and answer.

- 0 your / English / dad / speak / Does / ?
Does your dad speak English?
- 1 go / Do / an / you / club / Tuesdays / on / after-school / to / ?
- 2 teacher / Does / your / school / to / walk ?
- 3 phone / you / a / have / in / bag / your / Do ?
- 4 Do / parents / your / the / guitar / play ?
- 5 Do / get / parents / you / up / your / before / seven / o'clock ?

2 Look at the shopping and correct the sentences. Use *some*, *any* or *lots of*.

- 0 They've got lots of potatoes.
They haven't got any potatoes.
- 1 They've got some chocolate biscuits.
- 2 They haven't got any fruit.
- 3 They haven't got any drinks.
- 4 They haven't got any bread.
- 5 They haven't got any meat.
- 6 They haven't got any tomatoes.
- 7 They've got lots of cheese.



3 Look at the table and make sentences. Use can or can't and and, but or or.

Jamie can paint but he can't play the guitar.

	play tennis	swim	run fast	cook	paint	speak Russian	speak French	play the guitar
Jamie					✓			✗
Maria		✗	✓					
Sara		✗	✗					
Rose						✓	✓	
Callum	✓			✗				
Hannah	✗							✗

SPEAKING

1 Use the pictures and talk about your daily routine.

I wake up at quarter to seven.



LISTENING

1 Listen to the interview. How many questions do you hear?

2 Listen again and correct the sentences.

- 0 Imogen lives in London.
Imogen doesn't live in London. She lives in Los Angeles.
- 1 Imogen goes to school with her sisters.
- 2 Imogen likes history and geography.
- 3 Imogen sees her friends every day.
- 4 Imogen watches sport on TV.
- 5 Imogen goes ice skating on Sundays.

READING

1 Read the message from a pen pal website and answer the questions.

penpalchatter.com

HOME FIND A PEN PAL JOIN PEN PALS
CHAT WHO'S ONLINE MY ACCOUNT

Hi everyone,

My name's Rodrigo and I come from Spain. I'm 14 years old and I go to school in Madrid. My favourite subjects are maths and science. I love all sports and I play football for my school.

In my free time after school, I play computer games or go out with my friends. At weekends we go to see a movie or go to a café for a drink. I don't watch much TV, but I listen to a lot of music. I also like to play the guitar and sing.
What about you? What's your name? How old are you? What things do you like? What kind of things do you do at weekends? Write to me soon!



- 1 How old is Rodrigo?
- 2 Where does he go to school?
- 3 What are his favourite school subjects?
- 4 What sport does he do?
- 5 When does Rodrigo visit a café?
- 6 What does Rodrigo want people to do?

WRITING

1 Write an email to Rodrigo. Answer his questions and tell him all about you.

9



FEELING GOOD



ABOUT YOU

What activities do you like?

What activities do you do with your friends?



VOCABULARY

AND

LISTENING

Sports and activities

1 Match the words in the box to the photos A-J.



badminton baseball basketball
dancing football hockey running
swimming table tennis tennis



Listen and check. Then repeat.

2

We use 'play' with some of the activities in Exercise 1. Which ones?

We play badminton.



Listen and check. Then repeat.



3

Listen to Joelle, Paolo and Rosa talking about their sport project photos 1-3. Write the names.

1 _____'s photo

3 _____'s photo

2 _____'s photo



4

Listen again and complete the sentences. Then match the sentences to the pictures.



1 Joelle: I'm not very good at _____.

2 Rosa: I'm good at _____.



PRONUNCIATION

Word stress

5 Underline the stress in the words.

0 basketball

1 computer

2 address

3 television

4 potatoes

5 guitar

6 badminton

7 bedroom

8 vegetables

9 tennis

10 nationality



Listen and check. Then repeat.

GRAMMAR

like ○ ○

1 Read the sentences.

I like your photo.
I don't like your computer.
I like swimming.
I don't like playing tennis.

Now choose the correct words to complete the sentence.

After _____ and _____ we
use a noun or the -ing form of the verb.

2 Complete the table with the -ing form of the verbs in the box.

clean play ride swim
take walk watch

catch - dance - run -
catching dancing running

Now match the two parts of the sentences and complete the rules.

- 1 When verbs end in two or more consonants
- 2 When verbs end in an 'e'
- 3 When short verbs end in a vowel and a consonant
- a we double the consonant and add 'ing'.
- b we add 'ing'.
- c we cut the vowel and add 'ing'.

GRAMMAR REFERENCE AND PRACTICE PAGE 146

3 Complete the sentences with the -ing form of the verbs in brackets ().

😊 = like / ☹️ = not like

- 0 Ben *likes* running in the park (😊 run) in the park.
- 1 Mary _____ (☹️ dance).
- 2 I _____ (😊 play badminton).
- 3 Alison and Gemma _____ (☹️ eat potatoes or bread).
- 4 You _____ (😊 stand on your head).
- 5 Paul _____ (😊 swim).
- 6 We _____ (😊 learn English).



TALKING POINTS

🎥 Watch the video. Ask and answer the questions with a partner.

What activities do you like doing?

What activities are you good at?

What activities are you not so good at?

4 Do you like doing these sports and activities? Tick (✓) the table for you. Then add two more activities.

	I like 😊	I don't like ☹️	I'm good at 👍	I'm not very good at 👎
0 playing tennis	✓			✓
1 playing hockey				
2 running				
3 playing basketball				
4 playing football				
5 dancing				
6 watching sport				
7 table tennis				
8 swimming				
9				
10				



5 Talk to two friends about the table in Exercise 4. Remember to use the -ing form.

I like playing tennis, but I'm not very good at it. I don't like running.

I like watching football, but I don't like playing it. I'm good at dancing.

6 Now write about your friends.

Franko likes playing tennis, but she doesn't like running. She isn't very good at computer games.

George doesn't like running and he isn't very good at it. He likes playing basketball.

Health

1 Read the letters to the doctor. Match them to the doctor's answers.

ASK THE DOCTOR

1

Dear Doctor

I'm 15 years old. My friends like going to the park and playing football. I'm always tired. I like watching sport on TV and I like playing computer games, too. Is it **good for me** to stay at home?

Can you help me?

Tom

A

Lots of sweet things aren't good for us. They aren't good for our teeth! Eat more fruit and vegetables. You'll **feel fine**.

DR SMART

2

Dear Doctor

I'm 13 years old and I like eating chocolates and cakes. My mum isn't happy and gives me lots of fruit and vegetables, but I don't like them. Lots of my activities are good for me. I like playing football and I'm very good at it. Is it OK for me to eat lots of sweet things?

Sophie

B

It isn't good for you to stay at home all day. Go to the park with your friends and play football with them. It's good to be outside. You'll **feel better**.

DR SMART

DR SMART'S TIP OF THE WEEK

Eat a good breakfast.

- ◆ You'll do better in class.
- ◆ You'll do better at sport.
- ◆ You'll feel well.

1 ☐3 ☐2 ☐5 ☐4 ☐

2 Read the letters and answers again. Now look at the sentences. Write yes or no.

- 0 Tom likes playing football. *no*
- 1 Sophie likes eating apples.
- 2 Sophie likes doing sport.
- 3 Tom likes going to the park.
- 4 Tom is very tired.
- 5 The doctor thinks it's good for Tom to stay at home.
- 6 The doctor thinks it's good for Sophie to eat sweet things.

3 Read Dr Smart's 'Tip of the week'. Look at the five breakfasts. Tick (✓) three breakfasts which are good for you. Check your answers on page 124.

4 Complete the sentences with the words in blue from the texts.

- EP
- 1 It _____ people to eat a lot of biscuits.
 - 2 Eat fresh fruit and vegetables and you'll _____.
 - 3 Spend time with your friends and you'll _____.
 - 4 I like doing sport and it's _____ me.
 - 5 Eat a good breakfast and you'll _____.

5 Work in pairs. Complete the table with the words and phrases in the box. Add four of your ideas.

biscuits bread butter cake
chocolate dancing oranges
playing computer games vegetables
walking to school water



GOOD FOR YOU



NOT GOOD FOR YOU

biscuits

6 What do you eat for breakfast? Tell your partner.

GRAMMAR

Pronouns

1 Read the letters and answers on page 60 again. How many of the phrases in the box can you find?

at it for her for him for me
for us for you with them

2 Complete the table with the pronouns in purple in Exercise 1.

			
I	<i>me</i>	we	5
you	1	you	6
he	2	they	7
she	3		
it	4		

GRAMMAR REFERENCE AND PRACTICE PAGE 146

3 Complete the sentences.

- 0 Eat a good breakfast. It's better for you.
- 1 They like playing basketball. It's good for _____.
- 2 I like drinking milk. It's good for _____.
- 3 She doesn't like eating ice cream. It isn't good for _____.
- 4 We don't like eating a lot of chocolate. It isn't good for _____.
- 5 He likes walking to school. It's good for _____.
- 6 I don't like playing table tennis. I'm not very good at _____.

4 Write a letter to Dr Smart. Use Tom and Sophie's letters to help you.

5 Read your partner's letter and answer it. Use Dr Smart's answers to help you.



SPEAKING

1 Think of five things you like doing at the weekend. Discuss them with your partner. Are all these things good for you? Why / Why not?

10 THINGS WE DO

ABOUT YOU

Do you have any after-school clubs at your school?
What are they? Which ones do you go to?



VOCABULARY

AND

LISTENING

After-school activities

- 1 Match the pictures A-J to the after-school clubs on the form below.

Listen and check. Then repeat.

- 2 Look at the after-school clubs at Park Academy and choose (✓) three clubs for the week.

Then work in groups of three. Talk about your after-school clubs. Take turns.

*I've got board games club on Wednesday.
What have you got?
I've got Italian.
I haven't got anything on Wednesday.
I've got drama on Tuesday.*

PARK ACADEMY AFTER-SCHOOL CLUBS: February–June

Please choose the After-School Clubs you want to do and tick (✓) the boxes. You can choose one for each day.

Hand the form to your teacher. Don't forget to write your name and your class.

Name:

Class:

Monday	Tuesday	Wednesday	Thursday	Friday
athletics club <input type="checkbox"/>	yoga club <input type="checkbox"/>	board games club <input type="checkbox"/>	coding club <input type="checkbox"/>	horse riding club <input type="checkbox"/>
cooking club <input type="checkbox"/>	drama club <input type="checkbox"/>	Italian club <input type="checkbox"/>	judo club <input type="checkbox"/>	film club <input type="checkbox"/>

- 3 Listen to Freya telling Mike about her after-school clubs. What day is her favourite club?

- 4 Listen again and match the photos 1–5 to the days.

Monday ☐
Tuesday ☐
Wednesday ☐
Thursday ☐
Friday ☐

- 5 When do you go to after-school clubs? Tell your partner.



1 Look at the examples from the listening. Match examples a and b to sentences 1 and 2.

- | | |
|--|---|
| a I'm looking at some photos. | 1 This describes something in a picture |
| b I'm making a cake for my mum. | 2 This is happening now. |
| c I'm not making a pizza. | |
| d We're practising on the running track. | |
| e We aren't running a race. | |

Now look at examples a-e and choose the correct words to complete the sentences.

- To make the present continuous, we use the verb *be* plus the 'ing' form / infinitive form of the main verb
- We use the present continuous when something *is happening now* / *happens every day*.

GRAMMAR REFERENCE AND PRACTICE PAGE 147

2 Make sentences from the words in the circles. Compare your sentences with your partner.

I'm you're
we're they're
he's she's it's

I'm not you aren't
we aren't they aren't
he isn't she isn't
it isn't

painting a picture
writing a letter swimming
kicking a ball cooking a pizza
riding a horse

3 Look at the picture and listen to the sentences.

Say yes or no for each sentence.

- yes
-
-
-
-
-
-

Now talk to your partner about what's happening in the picture.



4 Work in groups of three. Look at the activities in the box. Student A mimes an activity. Students B and C ask questions to guess the activity.

You're writing.

You're drawing.

No

Yes!

draw open the window sit stand stand on one leg touch your toes write

VOCABULARY AND READING

Jobs around the house

1 Match the words in the box to the photos A-H.



carry the shopping clean the bath cook dinner
do the washing-up feed the cat make your bed
tidy your room walk the dog

A



F



B




C



D




E



G



H



Listen and check. Then repeat.

2

Read the story. What kind of shopping has Maria got?



What are you doing?

1



Maria: Tomás? Can you help me carry the shopping?
Tomás: Sorry, Mum, I can't. I'm in my bedroom.
Maria: Are you tidying your room?
Tomás: Yes, I am.
Maria: Don't forget to make your bed.
Tomás: OK!

2



Maria: Lyra? Can you help me carry the shopping?
Lyra: Sorry, Mum, I can't.
Maria: Are you in your bedroom, too? Are you doing your homework?
Lyra: No, I'm not. I'm in the bathroom. I'm cleaning the bath.
Maria: OK. Well, don't forget to feed the cat. He's hungry.
Lyra: He's always hungry. He can wait a minute!

3



Maria: Jason? What about you? Can you help me carry the shopping?
Jason: Sorry, Maria, I can't. I'm in the kitchen.
Maria: What are you doing? Are you doing the washing-up?
Jason: No, I'm not. I'm cooking the dinner. I can help you in a minute.
Maria: OK. Thanks. I've got a lot of shopping. Oh, where's Esther?
Is she doing her homework?
Jason: No, she isn't. She's walking the dog.

4



Esther: Hi, Mum. What are you doing?
Maria: I'm carrying the food shopping into the house. But I can't carry the big box. Can you carry it into the house for me?
Esther: Sure. What's in it?
Maria: A new television.
Esther: Wow!

3 Read the story again. Are the sentences right (✓) or wrong (X)? Correct the wrong sentences.

- 1 Tomás is making his bed.
- 2 Lyra is in her bedroom.
- 3 She's feeding the cat.
- 4 Jason is in the kitchen.
- 5 He's doing the washing up.
- 6 Esther is carrying the shopping.

4 Complete the table with the words in the box.

breakfast	a cake	the cleaning
homework	lunch	the washing

make	do
your bed	the washing up



TALKING POINTS

Which things do you help with at home?
Which things don't you help with?

GRAMMAR

Present continuous

1 Look at examples from the story.

Are you tidying your room?	Yes, I am.	No, I'm not.
Is she doing her homework?	Yes, she is.	No, she isn't.

Now choose the correct words to complete the sentences about the present continuous.

- 1 We use *do* and *does* + a pronoun / *be* + a pronoun (e.g. *he, she, you, they, I*) for questions.
- 2 We use a pronoun + *do* and *does* / a pronoun (e.g. *he, she, you, they, I*) + *be* for short answers.

GRAMMAR REFERENCE AND PRACTICE PAGE 147

2 Complete the sentences with the verbs in brackets (j).

- 0 Are you helping (help) your sister?
No, I'm not.
- 1 Lucy is cleaning (clean) her bedroom?
Yes, she is.
- 2 you are cooking (cook) pasta?
No, you aren't.
- 3 they are eating (eat) lunch?
No, they aren't.
- 4 Ollie is feeding (feed) the cat?
Yes, he is.



PRONUNCIATION

Yes / No questions



3 Listen and repeat the questions.

- A: Are you cleaning the bath?
B: No, we aren't.
B: Is she helping in the kitchen?
A: Yes, she is.

4 Look at the story again for one minute. Then close your book. Ask and answer with your partner.

- A: Is Tomás doing his homework?
B: Yes, he is.
A: No, he isn't. He's tidying his room.
B: Is Jason cooking the dinner?
A: Yes, he is.
B: Right!

5 Role play the story in small groups.

WRITING

1 Read Matt's blog for the week. What's he doing now?

Day: Friday 14 October
Time: 18:43



I've got new activities after school this term. I like film club. It's really cool. It's my favourite club. I don't like swimming club. I want to change to cooking. Then I can eat lots! I'm always hungry.

Send me an email. I'm at home and I'm bored. Are you doing your homework? I'm not. I'm sitting on my bed and I'm writing to you!

Matt

2 Write a blog about you. Use Matt's blog to help you.

Spelling

cook + -ing = cooking → He's cooking.
sit + t + -ing = sitting → He's sitting on his bed.
make + -ing = making → He's making a film.

CULTURE

FACTFILE

Youth clubs in the UK

YOUTH CLUBS IN THE UK

1 Work in pairs. Talk about the questions.

- 1 What do you do after school?
- 2 Where do you go after school?
- 3 What do you like doing with your friends?

Some young people go to youth clubs after school or at the weekend.

Youth clubs are places where all young people can go. They don't cost a lot of money and some youth clubs are free (you pay no money). At a youth club you can:

- plan the things you want to do
- meet other young people
- learn new things
- do fun activities

CITY YOUTH CLUB

CITY

Are you 10–18 years old?
Open Monday to Friday, 5 pm–8 pm.
Only £5 a year.

A place for all
young people!

WELCOME TO THE CYC BLOG. FIND OUT WHAT'S GOING ON!

I'm Tom. There's a living room area at the club. I like sitting on the sofas and **talking to friends**. I've got lots of friends at the club. I'm happy here.

I'm Sam. There's a skateboard park at the club and I love **skateboarding**. I haven't got a skateboard, but that's OK. The club's got skateboards for people to use.

I'm Lily. I like **doing arts and crafts**. We can paint pictures and make things, too. Mark is a helper in the arts and crafts room. He's really nice. People talk to him about their problems.

I'm Kate. There's a coffee shop and you can buy food and drink there. I help in the coffee shop on Fridays.

I'm Rose. I like **rock climbing** and there's a big climbing wall at the club. You can do rock climbing on Mondays and Wednesdays.

I'm Mark. I work at the club on Tuesdays and Thursdays. I'm a volunteer – I don't get money for my work. I like **helping people**.



2 Read the City Youth Club blog. Are the sentences right (✓) or wrong (X)?

- 1 The City Youth Club is for young and old people. ☐
- 2 There are lots of different things you can do at the youth club. ☐
- 3 You have to pay money for every activity. ☐

3 Read the blog again. Write the names.

- 1 Who works at City Youth Club on Tuesdays and Thursdays? _____
- 2 Who feels happy at City Youth Club? _____
- 3 Who is at the club on Mondays and Wednesdays? _____
- 4 Who hasn't got a skateboard? _____
- 5 Who likes painting pictures? _____
- 6 Who helps in the coffee shop on Fridays? _____

4 Match the **highlighted** activities in the blog to the sentences.

EP

- 1 I like being creative and making things. _____
- 2 I do this on a special wall. _____
- 3 Teachers are good at this when students have got problems. _____
- 4 Some people can jump when they do this. _____
- 5 I like doing this on the phone, or when I meet people. _____

5 Write true sentences about you. Use the activities in Exercise 4.

Start with:

I like ... I don't like ... I don't know if I like ...

6 Listen to Sophia talking about her youth club. Underline five activities she talks about.

basketball board games coding football
music running table tennis



TALKING POINTS

Which youth club do you prefer, City Youth Club or Fun Zone Youth Club? Why?
What activities are good to do at a youth club?
What do you like about them?



7 Listen again. Choose the correct words and phrases.

- 1 What do some people like doing in the living room area?
a playing board games b painting pictures
- 2 What does Jack like playing at the club?
a tennis b table tennis
- 3 What sport can you do on Mondays and Wednesdays?
a basketball b badminton
- 4 What sport can you do on Tuesdays and Thursdays?
a football b baseball
- 5 What is Sophia's favourite room at the club?
a art room b music room
- 6 What can Sophia do?
a sing b play the guitar

PROJECT

A blog page

Imagine there's a youth club near your school. Work in small groups and write a blog page about the youth club. You can use the colourful headings and questions. Then find some photos or pictures for your blog.

Information

- What's the name of your youth club?
- When is it open?
- Who can go there?

Things you can do

- What different activities can people do there?

Places at the club

- What different rooms/areas are there?

Present your blog to the class. Take turns to talk. One person says the name of the club, when it's open and who can go. Another person talks about something you can do there and the room. Another person talks about another thing you can do.

11

MY DIGITAL LIFE



ABOUT YOU

What are you doing now?
What is your teacher doing?



VOCABULARY

AND

LISTENING

Entertainment

1 Look at the photo and answer the questions.

- 1 Who can you see in the photo?
- 2 What's happening?



2 Read the sentences about José. Then listen to José answering questions on TV. Write yes or no.

- | | |
|----------------------------------|--|
| 1 José is watching TV. | 5 José often uses the internet. |
| 2 José is famous in Brazil. | 6 José likes watching movies. |
| 3 José is living in Britain now. | 7 José watches a lot of TV. |
| 4 José plays tennis every day. | 8 José answers all the emails from his fans. |

3 Match the words to the meanings. You can use a dictionary to help you.



- | | |
|-------------------|---|
| 1 fans | a you can watch this every week |
| 2 band | b some people read this every day |
| 3 TV show | c lots of people know about (him or her) |
| 4 newspaper | d these people make music together |
| 5 famous (person) | e another word for films |
| 6 songs | f you go to this and see people making music |
| 7 movies | g these people like a person or a sport a lot |
| 8 concert | h music and words |



Listen and repeat.



4 Listen to the conversation with José again. Tick (✓) the words in Exercise 3 when you hear them. Which word don't you hear?

5 Ask and answer with your partner.



What's your favourite band / song?

I like ...

Me too!

What's your favourite movie / TV show?

I love ...

Really? I don't!



GRAMMAR

Adverbs of frequency: *always, often, sometimes, never*

1 Read the examples from the recording. Complete the table with the words in **purple**.

I like watching tennis and football, but I don't play them. I **never** do any sports.

I love taking photographs. I **always** have my camera with me.

I like using my computer. I **often** go on the internet.

I don't watch much TV. But I **sometimes** watch a music show.

a _____	b _____	c _____	d _____

» GRAMMAR REFERENCE AND PRACTICE PAGE 143

2 Now choose the correct word to complete the sentence.

We put *always, often, sometimes* and *never* before / after most verbs.

3 Write the adverbs of frequency in the right places. Use the pictures.

- 0 My brother sleeps until half past eleven.
- 1 My dad helps me with my science homework.
- 2 I play board games after school.
- 3 My friend sends me very long text messages.
- 4 I take my phone to school.
- 5 I go to judo club at the weekend.

4 Listen and check. Then repeat.

4 Complete the sentences with *always, often, sometimes* or *never*. Compare your answers with your partner.

- 1 I _____ help my mum in the kitchen.
- 2 I _____ listen to music in the morning.
- 3 I _____ get up before 7 o'clock.
- 4 I _____ do the washing-up at the weekend.
- 5 I _____ remember my friends' birthdays.
- 6 I _____ do my homework in bed.
- 7 I _____ clean the bathroom.
- 8 I _____ forget to clean my teeth at night.



Technology

- 1 Match the words in the box to the things in the photos A-F.



digital camera fitness tracker laptop
smartphone smart speaker tablet



Listen and check. Then repeat.

- 2 Match the activities to the things in the photos. Some things have more than one answer.

- | | |
|------------------------|-----------------------|
| 1 play music | 5 read and send texts |
| 2 look at websites | 6 take photos |
| 3 read and send emails | 7 play games |
| 4 watch films | 8 count your steps |

- 3 Read the speech bubbles. What things from Exercise 1 are the people talking about?

Tia - tablet



Tia: I love this! I take it to my friend's house and we watch films on it, and I put all my photos from my phone on it. Everyone in my family has one now. We all like them.

A




B




C




D



E



F



Bruno: I've got one of these. I use it to help me with my homework. When we do projects, I go on different websites and find information. I also play games on it.



Daniela: I take photos and send texts with this and I use it to talk to my friends, too. I like it because it's small and I can carry it in my bag. My parents don't like me using it a lot.



Victor: We've got one of these in our kitchen. It's really fun. You ask it questions and it can tell you the answer. Well, sometimes it can. It doesn't always know the right answers. It also plays music and helps you remember things.

- 4 Read the speech bubbles in Exercise 3 again and complete the table.

	Tia	Bruno	Daniela	Victor
plays music				
looks at websites				
sends emails				
watches films	✓			
sends texts				
takes photos				
gets information				
plays games				

- 5 Tell your partner about your things. What do you use them for?

I've got a smartphone. I send texts to my friends. I sometimes phone my family.

GRAMMAR

How much ...? / How many ...?

1 Read the questions. Are the words in **purple** countable or uncountable? Then complete the sentences below with *how much* or *how many*.

- How many **texts** do you get in a day?
- How much **TV** do you watch in a week?

- We use _____ with countable nouns.
- We use _____ with uncountable nouns.

» GRAMMAR REFERENCE AND PRACTICE PAGE 148

2 » Go to page 125.



TALKING POINTS

How much TV do you watch?
How many TVs are there in your house?

SPEAKING

1 Look at the table below. Make a table for you and three friends. Make six questions from the words in the boxes and write them in the table.

computer emails games
photos texts websites

do get have listen to play
send take visit watch write

homework music
television

in a day? at the weekend? in a week?
in a month? on your phone?

	questions	me	Juan	George	Tatiana
0	How many emails do you send in a week?	0	lots	4	Some
1					
2					
3					

2 Complete the *me* column of the table in Exercise 1 for you. Then ask your three friends your questions. Put their names at the top of the table and write short answers.

You: Juan, how many emails do you send in a week?
Juan: I'm not sure. I send lots of emails.
You: OK. How many emails do you send, George?
George: I send about four emails in a week.
You: Right. How many emails do you send, Tatiana?
Tatiana: I don't know. I send some.

3 Tell the class about your friends.

Juan sends lots of emails in a week, but he doesn't visit any websites.
 George sends about four emails in a week and plays some computer games at the weekend.
 Tatiana listens to lots of music on her phone. She also takes lots of photos.



PRONUNCIATION

/w/ and /v/



3 Listen and repeat.

/w/ website watch week
 well weekend wait
 want
 /v/ very never love TV
 visit have movie
 favourite

Now make sentences using the words.
Practice saying them with your partner.

I watch my favourite movie every week.

12 WORKING LIFE



ABOUT YOU

What jobs do people in your family do?
What jobs are you interested in?



VOCABULARY

AND

LISTENING

Jobs

1 Match the words in the box to the photos A-J.



doctor farmer firefighter footballer
journalist lorry driver musician
nurse photographer waiter / waitress



Listen and check. Then repeat.

2 Make ten true sentences. Compare with your partner.

A lorry driver
A footballer
A firefighter
A journalist
A musician
A photographer
A waiter / waitress
A doctor
A farmer
A nurse

sits
runs
wears
writes
makes
takes
works
helps
grows
walks
travels
drives

a lot.
food.
news stories.
music.
special clothes.
pictures.
in a café or restaurant.
people feel better.
around the world.

3 Which jobs look interesting to you? Which look boring?



4 Look at the picture and listen to Megan talking about her family. Complete the 'picture' column in the table in Exercise 5, page 73.



5 Listen again and complete the table with the people's jobs.

	picture	job
Megan's dad	4	
Megan's mum		
Tony		
Amanda		
Jamie		

GRAMMAR

Present simple and present continuous

1 Look at sentences A and B.

- A He **helps** people at work every day.
(present simple)
B She's **eating** a big ice cream now.
(present continuous)

Read the sentences from the listening. Match sentences 1–8 to sentences A and B.

- 1 He's teaching her how to swim.
- 2 She isn't playing her guitar now.
- 3 He drives all over Europe.
- 4 He sometimes goes to Africa.
- 5 Today he's trying to catch a fish!
- 6 She works in a restaurant every evening.
- 7 She isn't working now.
- 8 She's taking a photo of Tony.

2 Complete the sentences with **present simple** or **present continuous**.

- 1 We use the _____ to talk about what we do every day.
- 2 We use the _____ to talk about what we always/sometimes/never do.
- 3 We use the _____ to talk about what we are doing now.

» GRAMMAR REFERENCE AND PRACTICE PAGE 149


3 Complete the conversations with the verbs (in brackets). Use the **present simple** or **present continuous**.

1



- Amy: Has your brother got a job?
Dan: Yes, he has. He ¹ _____ (drive) a taxi.
Amy: Really? ² _____ he
_____ (drive) you to school
every day?
Dan: No, of course not!

2



- Tom: What does your dad do?
Lee: He ¹ _____ (work) in a restaurant.
Tom: That's interesting.
Lee: But he ² _____ (not work) now.
He ³ _____ (cook) our dinner.
Tom: Oh, good!

3



- Jess: Hi, Millie. It's Jess here. I'm in
Jamaica. What ¹ _____ you
_____ (do)?
Millie: I'm in bed!
Jess: Oh, sorry! I ² _____ (sit) on the
beach and I ³ _____ (eat) a big
ice cream.
Millie: Lovely!



Listen and check.

4

Practise the conversations in Exercise 3 with your partner.

5

What jobs do people in your family do? What do you think they are doing now?

In a café

1 Read the story. Choose the correct words.

Picture 1: Hannah thinks it's *easy* / *not easy* to be a waitress.
Picture 3: Hannah thinks it's *easy* / *not easy* to be a waitress.

1

Hi Hannah.
My waitress can't come to work this morning!
Can you help?

Thanks Hannah!
See you soon!

Can I have some coffee, please? And a glass of water?

Yes, of course.

Sure, no problem.

OK!

Can I have some vegetable soup and a cheese sandwich please?

Can you clean this table, please?

3

Can I go home now, please?
I'm really tired!

LUNCH MENU

Soup with bread	Drinks	Hot meals	Ice cream
vegetable soup	Juice	Chicken and rice	Chocolate
tomato soup	orange or apple	fish and chips	or vanilla
Sandwiches	Water	Ted	
Cheese and tomato	Coffee		
£2.00			

2 Read the story again and match the questions to the answers.

- | | |
|--------------------------|-----------|
| 1 Who wants a drink? | a Table 1 |
| 2 Who wants some food? | b Table 2 |
| 3 Who has a dirty table? | c Table 3 |



3 Match the words in the box to the photos A-K.

EP

bottle bowl cup fork
glass knife pepper plate
salt spoon sugar



Listen and check. Then repeat.

4 Look at the pictures on page 74 again. Then close your books. Now work in pairs and talk about the pictures.

There's a cup in picture 1.

Yes, that's right.

There's a fork in picture 1.

No, I don't think so.



TALKING POINTS

What do you like on the menu in picture 1?
What's your favourite café called?
What do you have when you go to a café?

GRAMMAR

can: requests and permission

1 Match questions 1-3 to sentences a-c.

- | | |
|-------------------------------------|---|
| 1 Can I have some coffee, please? | a She wants to do something. |
| 2 Can I go home now, please? | b He's asking for something. |
| 3 Can you clean this table, please? | c He's asking a person to do something. |

2 Complete A's questions with *Can I* or *Can you*. Then write B's answers. Use *Sure, no problem.* / *OK.* / *Yes, of course.*

- 0 A: Can you buy me a new football, please?
B: OK.
- 1 A: Can I watch TV, please, Dad?
B: _____
- 2 A: Can I use your digital camera? I want to take a photo of your baby brother.
B: _____
- 3 A: Can you put these books on the table, please?
B: _____
- 4 A: Can you help me with my homework?
B: _____
- 5 A: Can I have an egg for breakfast, Mum?
B: _____
- 6 A: Can you meet me in the park after school?
B: _____



PRONUNCIATION

Intonation

3 Listen and repeat. Then practise with your partner.

Yes, of course. Sure, no problem.
Yes, please. OK.

4 Choose the correct answers to complete the conversation.

- Waiter: Good afternoon.
Woman: Oh, hello. Can I have a cup of coffee, please?
Waiter: ¹Yes, of course. / Yes, please. Would you like some sugar with that?
Woman: ²Yes, please. / OK.
Waiter: And would you like anything to eat?
Woman: ³Yes, please. / Sure, no problem. Can I have an egg sandwich?
Waiter: ⁴Yes, please. / Yes, of course.

Now practise the conversation in pairs.

WRITING

- 1 Work with a partner. Write a new menu for your own café.
2 Now write a conversation in the café with your partner. Use your menu and ask for food and drink. Learn your conversation and then say it for the class.

LIFE SKILLS ICT LITERACY

BEING CAREFUL ON THE INTERNET



LIFE SKILLS

Being careful on the internet

We can use the internet and be safe. Look at these safety tips:

- Don't tell people your name, address or phone number.
- Remember there are age limits when you use social media sites.
- Ask adults for help.

1 Read, think and answer. Discuss with your partner.

- 1 How often do you use a computer each week?
- 2 Where do you use computers?
- 3 Do you use a phone every day?
- 4 Do you send messages? Who to?
- 5 How often do you look at websites each week?

2 What do you think? Do this internet quiz. Answer a or b.

1

I often use the internet. Is it a good idea to write my real name?

- a Yes, it is. You can write your name and age.
- b No, it isn't. Don't write your name, address or phone number.

5

I've got lots of photos of me and my friends. Is it a good idea to put these photos online?

- a Yes, it is. Everyone likes looking at photos.
- b No, it isn't. Put photos online and lots of people can see them. So, always ask your parents first. Before you put photos of other people online, ask them.



BE SAFE!

Do you use a computer?
Are you safe on the internet?
Do this quiz and see.



2

I've got a new 'friend' on the internet. Is it a good idea to meet this person?

- a Yes, it is. Meet this person in a café or at their home.
- b Never. You don't really know this person. Be safe. Don't meet someone you don't know.

4

I like surfing the internet. Are all websites good for me?

- a Yes, they are. All websites are good for young people.
- b No, they aren't. Some websites are not good for young people. Ask your teacher or parents. They can help you find good websites.



3

I'm 12 years-old. Can I join social media sites?

- a Yes, you can. You can join all social media sites when you are 10.
- b No, you can't. You can join most social media sites when you are 13.

ARE YOUR ANSWERS RIGHT? You have five a answers. All your answers are wrong. You are not safe on the internet. You have some a answers and some b answers are correct. You are sometimes safe on the internet, but be careful. You have five b answers. All your answers are correct. You are safe on the internet.

3 Listen and read the answers at the bottom of the quiz and answer.

- 1 Are your answers in Exercise 2 correct? How many?
- 2 Are you safe on the internet?

4 Now choose the correct words to complete the sentences.

- 1 It is / isn't a good idea to use your name on the internet.
- 2 Always / Never meet people you 'know' on the internet.
- 3 There are / aren't age limits on social media sites.
- 4 All websites are / aren't good for young people.
- 5 It's a good / bad idea to put photos of you and your friends on the internet.

5 Look at the quiz again. Find and match the verbs 1-5 to the words a-e.

- | | |
|--------|----------------------|
| 1 use | a safe |
| 2 be | b the internet |
| 3 join | c the internet |
| 4 surf | d photos online |
| 5 put | e social media sites |

6 Use the phrases in Exercise 5 and complete the sentences.

- 1 Be careful and _____ on the internet!
- 2 When you _____, lots of people can see them.
- 3 _____ on your computer. It can help you do your homework.
- 4 You can _____ when you are 13 years old.
- 5 _____ to find information about your hobbies and learn new things.

7 Listen and read the cartoon. Is cyber bullying good or bad?



8 Listen to a talk on cyber bullying. Then complete the sentence with a, b or c.

When someone isn't nice to you on the internet, speak to _____.

- a no one b a friend c an adult

9 Listen again. Match the questions to the answers.

- | | |
|--|--|
| 1 How can someone be bad to you on the internet? | a You can show the emails to an adult. |
| 2 What can you do about it? | b When another person needs help, you can tell an adult. |
| 3 What can we all do to stop cyber bullying? | c They can put bad emails or photos of you online. |



TALKING POINTS

Do people feel good or bad when they get horrible emails or text messages?

What do you and your friends think about cyber bullying?

10 Complete the table.



USEFUL LANGUAGE

DONs

show bad emails to your parents
talk to an adult

DON'Ts

answer bad messages
put photos online

PROJECT

A poster

With a partner, make a *Be safe on the internet* poster. Write the headings *dos* and *don'ts*, and put your ideas under them.

Write ideas for:

- what you do
- what you don't do
- who you ask for help

Find pictures on the internet and illustrate your ideas.

Talk to the class about your poster. Then display your poster in your school's computer room or in your classroom.

REVIEW 3 UNITS 9–12

VOCABULARY

- 1 Match the verbs to the nouns and make phrases for jobs around the house. Some verbs have more than one answer.



verbs	nouns
carry	the bath
clean	the cat
cook	the dog
do	the lunch
feed	the shopping
tidy	the washing-up
walk	your bedroom

- 2 Complete the sentences with the words in the box.

athletics better bottle bowl fan
knife newspaper smartphone

- Can I have a _____ of vegetable soup, please?
- I'm a big _____ of that singer. I try and go to every concert.
- My parents buy a _____ every day. They like to read about what's happening in the world.
- Please can I have a _____ to cut my apple?
- Eat more vegetables. You'll feel _____.
- We can join the _____ club. I love running.
- Can I use your _____, please? I need to check something on the internet.
- I always take a _____ of water with me when I go running.

- 3 Put the letters in the right order and make job words.

- | | |
|----------------|----------------|
| 1 rroly rierdv | 5 wiatre |
| 2 ujlosarltu | 6 egrteirihf |
| 3 nesur | 7 htaroogppnep |
| 4 ocodtr | 8 ismcunai |

GRAMMAR

- 1 Complete the sentences. Use the present simple or the present continuous.

- Say cheese! They are taking (take) our photo!
- Hey! You _____ (sit) on my bag.
- She _____ (do) her homework in the evenings. She _____ (not watch) TV.
- _____ he _____ (help) his dad? No, he _____.
- What _____ they _____ (eat) for breakfast at the weekend?
- We _____ (not play). We _____ (make) a film.
- Listen! My brother _____ (practise) the piano.
- _____ you _____ (wear) your new T-shirt?
- They _____ (not ride) their bikes. They _____ (walk).

- 2 In pairs, play O and X. Make a correct question and put O (Player 1) or X (Player 2) in the box. Try to make a line of three Os or three Xs.

How much ...?	Who ...?	What kind of ...?
Where ...?	How many ...?	What time ...?
When ...?	What ...?	How often ...?

- 3 Ask and answer with a partner. Ask with *How often* and answer with *always*, *often*, *sometimes* or *never*.

- 0 Play board games?
A: *How often do you play board games?*
B: *I never play board games.*
- go to drama club?
 - clean the bathroom?
 - eat biscuits in bed?
 - help your friends with their homework?
 - make cakes in cookery club?
 - watch a movie with your parents?

LISTENING

- 1 Listen to Daniel's phone calls. Where's Daniel? What's he doing?

Listen again and complete the table.

	Can he/she talk to Daniel?	What is he/she doing?	Is Daniel happy?
1 Jane			
2 Jim			
3 Paul			
4 Isabella			



READING

- 1 Read about Lucas. Then read sentences 1-8 and write yes or no.

Lucas is fifteen. He's got one brother and one sister. Lucas's brother is seventeen and his name's Sam. His sister is ten and her name's Jess. Lucas's sister likes reading and doesn't like using smartphones. His brother doesn't like reading, but he likes using smartphones. He likes cooking and playing the guitar. Lucas isn't very good at cooking, but he likes playing tennis.

- 0 Lucas is ten. no
- 1 There are three children in Lucas's family.
- 2 Sam is seventeen.
- 3 Lucas's sister is called Jess.
- 4 Jess and Sam are brothers.
- 5 Jess likes using smartphones.
- 6 Sam doesn't like reading.
- 7 Sam likes cooking.
- 8 Lucas doesn't like playing sport.

SPEAKING

- 1 Look at the pictures in a café and the words in the box. Something is missing from each picture. Ask the waiter for it. Take turns to be the waiter or waitress.

bottle bowl cup fork glass
knife pepper plate salt
spoon sugar



WRITING

- 1 Look at the Speaking exercise again. Write a short conversation between a customer and a waitress. The customer asks for things. They are not there.



13 PLACES

ABOUT YOU

In pairs, ask and answer the question.
Where do you go at the weekend in your town or city?

Our town

by Rosa



VOCABULARY

AND

LISTENING

Places in a town

- 1 Look at Rosa's photos for a project called 'Our town'. Match the places in the photos A-J to the words in blue in the word map.



Listen and check. Then repeat.

- 2 In pairs, ask and answer. Take turns.

Photo C:

It's a bank.



PRONUNCIATION

/s/ and /k/

- 3 Look at the words beginning with the letter c. How do you say them?

café camera cinema
city coffee colour
computer cup



Listen, check and repeat.

- 4 Complete the sentences with the places in a town or city.

- You stay in a hotel on holiday.
- You go to to study science.
- You go to a to play sports outside.
- You visit a to learn about the history of a town.
- You go to a to get some money.
- You wait at the for a train.
- You meet at the and see a film.
- You go to a to have a meal.
- You stay in to get better.

- 5 What other places can you think of in a town or city? Make a list with your partner.

Then make a word map of your town like the one in Exercise 1. Talk to your partner about your town.

There's a swimming pool and a station in our town. There are also some cafés, but there aren't any cinemas!

- 6 Look at the photos and answer the questions.

- Do you remember the TV interview with José? What do Rosa and her friends learn about José from the interview?
- Who can you see in the photos?
- Where are they?
- Why do you think the photographers are there?



- 7 Listen. What do the photographers want to do?
- 8 Listen again. Who says these sentences?
- We've got lots of questions for him.
 - We're waiting to take pictures of you.
 - Are there any photographers in the park?
 - I don't want to go back there now.
 - Come with us.
 - This way, José. RUN!

GRAMMAR

Is there a ...? / Are there any ...?

- 1 Look at the table and complete the sentences with words and phrases from the box.

there is	there are	there isn't
there aren't	a	any

Is there	photographer	here?	Yes, ¹ _____.
² _____	cinema		No, ³ _____.
	university		
Are there	photographers	in the town?	Yes, ⁴ _____.
⁵ _____	banks	in this street?	No, ⁶ _____.
	museums		

- 2 Now choose the correct words to complete the sentences.

- We use *Is there a ...?* to ask questions about singular / plural nouns.
- We use *Are there any ...?* to ask questions about singular / plural nouns.

GRAMMAR REFERENCE AND PRACTICE PAGE 150

- 3 Look at the Grammar box and complete the questions and short answers.

- Is there a café in this street?
No, there isn't.
- Is there a cinema in the town?
No, there isn't.
- Are there any restaurants in this street?
Yes, there are.
- Is there a university here?
No, there isn't.
- Are there any banks in the town?
Yes, there are.
- Is there a museum here?
Yes, there is.
- Are there any parks in the town?
No, there aren't.

- Listen and check. Then repeat.

- 4 Work in pairs. Go to page 125.

Adjectives: places

- 1 Look at the photos. What can you see?
- 2 Read the texts and match them to the photos.



- 3 Read the texts again and answer the questions.

- 1 Where does Kate live?
- 2 Where is the chocolate factory?
- 3 Which animals does Ruby like?
- 4 When does Arturo go to the restaurant?
- 5 Who wants to work in a factory?
- 6 Who likes the water?

- 4 Find the adjectives in the texts.

BP

beautiful	cheap	expensive
great	important	interesting
little	safe	tall

Listen, check and repeat.

MY

favourite place

Tell us about your favourite place in 50 words.

Kate

I live in Sydney, Australia and my favourite place is the swimming pool. It's really near the sea. It's big and it's always very clean. I often meet my friends there and we have a great time! It's a very safe place to swim. It's beautiful and it's cheap, too!

Ruby

I live in Bath, England and my favourite place is Longleat Safari Park. It's great to go there, but it's expensive! You can see lots of different animals. There are tall animals and very small animals. I like the giraffes best. They're very funny. You can see them from outside!

Arturo

I'm from Rosario, Argentina and my favourite place is a little restaurant below our flat. It's a great place to eat and it's famous for its fish. The food is always good and it's not expensive. I go with my family every weekend. I love living above a restaurant!

Jan

I'm from Bruges in Belgium and my favourite place is the chocolate factory. Belgium is famous for its chocolate! You can go inside the factory and watch people making the chocolate. It's really interesting. The factory is very important for our town. I want to work there one day.

- 5 Read the example and answer the question.

The factory is very important for our town.
What is very important? _____

Now choose the correct word.

Adjectives tell us more about nouns / verbs.

- 6 Write the opposite of the adjectives.

big

little

cheap

short

boring

Now look at Exercise 4 and find them.

- 7 Read the four texts on page 82 again. Which place do you like best? Why? Tell your partner.
Now talk about your town. Use the adjectives in Exercises 4 and 6 to help you.
My town is called It's big / small

GRAMMAR

Prepositions: *inside, outside, above, below, near*



- 1 Look at the pictures. Complete the sentences with the prepositions *above, below, inside, near, outside*.

- A The pet fish is _____ the house.
B The cat is _____ the house.
C The dog is _____ the door.
D The light is _____ the picture.
E The door is _____ the picture.

GRAMMAR REFERENCE AND PRACTICE PAGE 150

- 2 Look at the picture. Complete the sentences with the prepositions in Exercise 1.



- 0 The supermarket is near Jack's flat.
1 Jack's flat is _____ the restaurant.
2 Jack is _____ his flat.
3 The supermarket is _____ the café.
4 There's a car _____ the supermarket. It's not in the supermarket!
5 The café is _____ the supermarket.

- 3 Write questions. Then ask and answer with your partner.

- 0 What / is / that box / ? (inside)
A: What is inside that box?
B: A sandwich is inside it.
1 What / is / the window / ? (outside)
2 What / have / you / got / on / the wall / your bed / ? (above)
3 Is / there / a cinema / your house / ? (near)
4 Are / there / any exercises / this one / ? (below)



TALKING POINTS

- 10 Watch the video. Ask and answer the questions with a partner.
What's your favourite place?
Why do you like it there?
What's your favourite thing to do there?

SPEAKING

- 1 Use a word map to make some notes about you.
Where do you live?
What can you do there?
Do you like it? Why / Why not?

Ask and answer the questions with your partner.

Remember to use adjectives from the Vocabulary and Reading exercises, and prepositions from Grammar Exercise 1.

I live in Malaga. I meet my friends near the sea. It's near the school. I go every day. I like it there. We can swim, walk or talk, and it isn't expensive.

14 OUT AND ABOUT



ABOUT YOU

In pairs, ask and answer the questions.
How do you get to school?
Do you walk with your friends?



VOCABULARY AND READING

Transport

1 Match the words in the box to the photos A-J.



bike	boat	bus	car	coach	plane
taxi	train	tram	Underground		



Listen, check and repeat.

2 Match the transport words in Exercise 1 to the sentences.

- This can take a lot of people from one place to another. It travels on the ground but not on roads.
- This travels on roads in cities. A lot of people travel on this at the same time.
- This is in many big cities. It travels on and under the ground.
- This carries people in the air.
- This has two wheels and travels on and off roads.
- This often takes about four people. The passengers pay the driver.
- This carries people on water.
- This takes people from one city to another. It travels on roads.
- This carries people in big cities. It travels on the ground but not on roads.
- This can carry one or more people on the roads. No one pays the driver.

3 Read the text about transport in London. Complete the sentences with the words from Exercise 1. Use each word once.

4 Read the text again. Are the sentences right (✓) or wrong (✗)?

- You can use a contactless card to pay on river boats.
- There are under 200 Tube stations.
- Buses with two floors are called double-decker buses.
- You can travel by noisy trams in London.
- Taxi drivers only know the streets in the centre of London.
- Cars can't use the cycle path by the River Thames.



5 Ask and answer with your partner.

Which kind of transport from Exercise 1 do you have in your town or city?
Which kind of transport do you usually use?
Which kind of transport do you never use?

GETTING AROUND LONDON

- The first thing you need when you get there is a contactless card. You can use the card to pay for journeys on buses, boats, and the Underground in London.
- Everyone knows the London ¹ _____ or Tube. You never need to walk very far because there are 11 lines and over 200 Underground stations. Get a Tube map and plan your journey.
- Travel on a red, double-decker London ² _____. They're great because they have two floors and you can see famous buildings from the top floor.
- You can travel by ³ _____, too. There are five short journeys on the River Thames.



GRAMMAR

because, and, but, or

- 1 Look at the sentences from the text. The words in **purple** join two ideas to make a sentence.

They're great **because** they have two floors.

Drivers know every part of London, **but** this transport can be expensive.

It's healthy **and** there are places to ride with no cars.

Information centres can tell you which station **or** airport is best for you.

Choose the correct words to complete the sentences.

- We use **because** / **and** / **but** / **or** to give a different, possible idea.
- We use **because** / **and** / **but** / **or** to give a reason.
- We use **because** / **and** / **but** / **or** to give more ideas and information.
- We use **because** / **and** / **but** / **or** to add a different and opposite idea.

GRAMMAR REFERENCE AND PRACTICE PAGE 151



- Some people want to get on a ^a They can go to south London. They are modern, fast and very quiet and carry a lot of people around that part of London.
- It's possible to drive your ^a in London, but it's very easy to use public transport.
- There are other ways to travel around London. You can get a ^a on the street. Drivers know every part of London, but this transport can be expensive. People with more time can rent a ^a It's healthy and there are places to ride with no cars. A great one is by the side of the River Thames and lots of people go there.
- Do you want to travel outside London? Then get a ^a or a ^a or a ^a Information centres can tell you which station or airport is best for you.



- 2 Use the table to make sentences with **because**. Compare your sentences with your partner.

I always walk to school because it's good for me.

I drink lots of milk	because	I like her.
I always walk to school		I like helping people.
I often help my teacher		we don't have a car.
I want to be a doctor		I like it.
		it's good for me.
		I'm good at science.
		she asks me.
		I live in the same street.

- 3 Complete the sentences with **and**, **but** or **or**.

- We can get a double-decker bus in the morning **and** travel on the Tube in the afternoon. We have time to do both!
- Do you want to visit The Tower of London **and** go to Buckingham Palace? We only have time to see one famous place today.
- I like visiting cities **and** I try and see all the famous places.
- I love going out **but** I don't have a bike. I use my sister's.
- We can go to the cinema **or** we can go shopping. Which would you like to do?
- You can ask Sara to come to the park **and** please don't ask her brother. He isn't nice to me.
- Can you get a Tube map, please? Oh, **but** don't forget to bring your contactless cards.
- I've got your hat **and** I haven't got your gloves. Sorry!
- I can come to your house now **or** we can meet in the park later. I don't mind.

- 4 Complete the sentences with your own ideas using **because**, **and**, **but** or **or**. Remember to add another phrase and use a verb. Compare your sentences with your partner.

- I like watching films **and** TV shows
- Have you got a blue pen
- London is an interesting city
- I don't have a lot of time
- I want to ask all my friends to my party
- My mum helps me with my homework
- Would you like to get a sandwich
- There's a train at 5 o'clock



PRONUNCIATION

Final /m/ and /n/ sounds

- 5 Say the words with your partner.

film London museum musician
plane station train tram



Listen, check and repeat.

VOCABULARY AND LISTENING

Phrases: going out

- 1 Anya wants to meet her friends at the weekend.
 Listen to the four conversations and write the names in her diary. You don't need all the names.

Alex Ali Eva Clara
 Hugo Poppy Sara



	morning	afternoon	evening
SATURDAY		Meet _____ at _____ inside the cinema.	Meet _____ at _____ at the juice bar.
SUNDAY	Meet _____ at _____ at the swimming pool.	Meet _____ at _____ outside the science museum.	

- 2 Listen again and write the times in Anya's diary.
 3 Talk to different people in your class. Use the conversations to help you.



- 4 Match the phrases 1-6 to the phrases a-k.
 There is more than one answer.

EP

- | | |
|---------------|--------------------|
| 1 go | a a museum |
| 2 go out with | b at eight o'clock |
| 3 go to | c running |
| 4 meet | d a famous person |
| 5 see | e swimming |
| 6 visit | f shopping |
| | g friends |
| | h the park |
| | i in the afternoon |
| | j a restaurant |
| | k a film |

Listen, check and repeat.



TALKING POINTS

What do you like doing at weekends?
 Where do you like going?

GRAMMAR

Let's ..., Shall we ...?

- 1 Complete the table with *Let's* or *Shall we*.

1 _____	meet on Saturday. go to the cinema.	Yes, that's a good idea. I'd love to. Sorry, I can't.
2 _____	visit Bruno? go shopping?	

Now choose the correct words to complete the sentences.

- 3 We use a question mark after *Let's* / *Shall we*.
4 *Let's* and *Shall we* have different / similar meanings.

GRAMMAR REFERENCE AND PRACTICE PAGE 151

- 2 Complete this part of Anya's conversation with Poppy. Use the Grammar box to help you.

Anya: 1 _____ go swimming on Saturday.
Poppy: Oh, sorry? 2 _____ go on Saturday but Sunday morning's OK.
Anya: That's OK for me, too.
Poppy: 3 _____ meet at the swimming pool?
Anya: 4 _____ At quarter to ten?

- 5 Listen and check.

- 3 Practise the conversation in Exercise 2 with your partner. Change the times and places.
4 Make a diary like Anya's. Then look at the adverts and choose two activities. Write the activities and times in your diary.
5 Talk to three friends. Make plans for Saturday and Sunday. See page 125 for an example conversation.



Mario's

DO YOU LIKE ITALIAN FOOD?

Come and try our pizzas.
We have all your favourites.

OPEN ALL DAY SATURDAY AND SUNDAY.



New swimming pool:

BIG opening

Free entry this weekend **ONLY**.



TICKETS: **£18**

ROCK IN THE PARK

Sunday from 10am till late.



SALE

50% off

Open Saturday 9-6

SALE

WRITING

- 1 Read the email from Jason to his new friend Juan. When is Juan's visit?

Hi Juan,

Thanks for your email. I am very happy about your visit. We can do lots of things when you come. In the morning, we can go to the park because it's near my house and we can meet my friends in the shopping centre in the afternoon. In the evening, we can see a film or some music. I hope you like my ideas, but please tell me what other things you like doing and we can do them, too.

See you next weekend.

Jason

Read the email again and underline *because*, *and*, *but* and *or*.

- 2 Now write an email to your new friend and give ideas for things to do when he/she visits. Remember to use *because*, *and*, *but* or *or* in your email. Use the email from Jason and the phrases in the box to help you.

go go out with go to meet
see visit

CULTURE

MUSEUMS AROUND THE WORLD

1 Work in pairs. Discuss the questions.

1 Which adjectives do you think of when you hear the word 'museum'? Tick (✓) them.

beautiful	boring	cheap	exciting
expensive	interesting	new	old

- 2 Is there a museum near where you live? What type of museum is it?
- 3 How often do you visit museums? Often, sometimes or never?
- 4 Do you like visiting museums? Why / Why not?

FACTFILE

Museums around the world

We can find museums in countries all over the world. There are museums for all types of people: museums about animals, sport, art, culture, science, the past and lots more. Here are four great museums, in four different English-speaking countries. Young people everywhere can enjoy them:

- the Hockey Hall of Fame
- Questacon
- MOMA
- the Natural History Museum

2 Look at the photos on the web page and the names of the museums in the Factfile. Which museums do you think are in the text? Tick (✓) them.

A science museum ☐

A history museum ☐

An art museum ☐


A sports museum ☐

A toy museum ☐

3 Read the web page quickly. Were your answers in Exercise 2 correct?



I'm Karen. I'm from Canada. My favourite museum in Canada is the Hockey Hall of Fame. It's a museum about ice hockey. Ice hockey is Canada's national winter sport! The museum is in Toronto. I really like this museum because I love sport. My favourite thing is Shoot Out. You **play ice hockey** with a famous hockey player. It isn't a real person. It's the size of an adult and it's on a computer. It's cool!



I'm James. I'm from Australia. My favourite museum in Australia is Questacon. It's a museum about science and technology. Questacon is in Canberra, the capital city of Australia. I like this museum because I love science. You can **do experiments**. But my favourite activity is robot hockey. You can **play air hockey**. You play against a robot. It's awesome!



I'm Matt and I'm from the USA. My favourite museum in the USA is MOMA (Museum of Modern Art). That's right, it's a museum of art and it's in New York, the biggest city in the USA. I like this museum because I love modern art. My favourite activity is the Art Passport. You **draw pictures** and **answer questions** when you **visit the museum**. It's great!

4 Read the web page again. Complete the table for the first three museums.

Name of museum	Hockey Hall of Fame	Questacon	MOMA	Natural History Museum
Country	_____	Australia	_____	_____
City	Toronto	_____	_____	_____
Type of museum	_____	_____	modern art	_____
Fun activity	_____	_____	_____	the Dinosaur Trail

5 Complete the phrases with the verbs.

answer do draw play play visit

- | | |
|---------------------|--------------------|
| 1 _____ ice hockey | 4 _____ pictures |
| 2 _____ experiments | 5 _____ questions |
| 3 _____ air hockey | 6 _____ the museum |

Now check your answers. Look at **highlighted** words on the web page.

6 Listen to Beth. She is giving a presentation about her favourite museum. Answer the questions.

- Why does she like this museum?
- Why can anyone visit this museum?



7 Listen to Beth again. Complete the table in Exercise 4.



TALKING POINTS

Which museum in the table is your favourite?
Why do you like this museum?

PROJECT

A poster about a museum

In pairs or small groups, make a poster about a museum in your country. Use photos or draw pictures on your poster. Remember to write:

- the name of the museum
- where it is
- what it is
- why you like it
- what you can do there

Finally, present your museum poster to the class. Take turns to talk. One person says the name of the museum, where it is and what type of museum it is. Another person says why they like the museum. Another person says what you can do there.

15

WHAT SHALL I WEAR?



ABOUT YOU

What are your favourite clothes?
Do you like buying clothes? Why / Why not?



VOCABULARY

AND

LISTENING

Clothes

1 Look at the photos 1-3. What do you think is happening?

Listen and check.

2 Listen again and choose the correct words to complete the sentences.

- There are some photographers outside the house / at José's hotel.
- Paolo knows / doesn't know how to help José.
- Joelle can find some / can't find any clean clothes in Paolo's bedroom.
- Paolo likes / doesn't like wearing José's clothes.
- José likes / doesn't like wearing Paolo's clothes.

3 Look at the photos A-J. Listen and repeat.

4 Look at the photos 1-3 again. What are Paolo, José, Rosa and Joelle wearing?

5 What are you wearing today? What's your friend wearing?



always plural	add -s	add -es	change -y to -ies
clothes	coat → coats	watch → watches	party → parties
jeans	shoe → shoes	dress → dresses	factory → factories
trousers	hotel → hotels	box → boxes	
glasses	cake → cakes		

GRAMMAR REFERENCE AND PRACTICE PAGE 152

- 1** Look at the table in the Grammar box. Write the plural of the words.

0 shirt shirts	6 house	12 sandwich
1 body	7 museum	13 university
2 dictionary	8 doctor	14 shop
3 skirt	9 drink	15 movie
4 waiter	10 cinema	
5 address	11 sentence	

PRONUNCIATION

Plurals

- 2** Listen to the words in the table and repeat.

/s/	/z/	/ɪz/
coats	shoes	watches
cakes	jeans	dresses

- 3** Now listen and write the words in the table.

addresses	cinemas	doctors
drinks	houses	museums
sandwiches	sentences	shirts
shops	skirts	waiters

- 4** Listen and check. Then repeat.

- 4** Talk about the differences between pictures A and B with your partner.

A: In picture A, there's one laptop and in picture B, there are two laptops.

B: Oh yes! You're right!

- 5** Write six sentences about the differences in the pictures.



TALKING POINTS

- 1** Watch the video. Ask and answer the questions with a partner.

What are you wearing?
 What do you wear to school?
 What do you wear when it rains?
 What do you wear when it's hot?
 What do you wear to a party?



VOCABULARY AND READING

Phrases: people

- 1 Look at the picture. The people are going to a carnival. What are the people A-I wearing? Use the words in the boxes to make sentences.

Adjectives	Colours	Nouns
little long	blue yellow white	coat hat skirt dress shirt trousers

Person A is wearing a long blue skirt and a white shirt.

- 2 Match the words and phrases to the people in the picture.

beautiful eyes big ears a brown beard
dark hair fat long hair old
a red nose short short hair slim
tall young

- 3 Read the messages about the picture. Complete the sentences.

Mike's mum is person _____.
Mike's dad is person _____.
Mike's uncle is person _____.
Mike's aunt is person _____.

- 4 Complete the sentences with words from the conversation.

- Mike's mum is wearing a long, blue _____ and a white _____.
- She's got long, dark _____.
- She's _____.
- Mike's dad's got a big, red _____ and red _____.
- Mike's uncle is wearing a red _____.
- He's got a big _____.

Freddie, look at this photo of me and my family! We're at the bus stop on our way to the carnival.

Mike

That's so funny! What great costumes you're all wearing. Are your parents there?

Freddie

Yes, of course! Can't you see them?

Mike

I'm not sure. No, wait! Don't tell me. I know your mum's tall and slim. Is she the one wearing the red dress?

Freddie

No, that's my aunt.

Mike

Ahh ... is she wearing a long, blue skirt and a white shirt? And has she got long, dark hair?

Freddie

That's right.

Mike

Yeah, I can see her! And what about your dad?

Freddie

Don't ask! He's got a big, red nose and red hair. He always chooses a terrible costume.

Mike

Oh dear! Yes, it's not good, is it? And who's the one wearing the red jacket? He looks great.

Freddie

Has he got big ears or a big beard?

Mike

A big beard.

Freddie

That's my uncle. I don't know who the other one is!

Mike

GRAMMAR

Describing people

- 1 Copy the table into your notebook. Then complete it with the words and phrases from Exercises 1 and 2.

He/She's (has) got ...	He/She's (is) ...	He/She's () wearing ...
long hair	tall	big shoes

>> GRAMMAR REFERENCE AND PRACTICE PAGE 152

- 2 Look at the 's in these sentences. Write is or has.

0 She's tall and beautiful. is
 1 He's wearing my new jeans! is
 2 She's got lots of shoes. has

3 He's very old and he's got grey hair. is
 4 She's got blue eyes and a small nose. has
 5 He's wearing a beautiful new digital watch. is

- 3 In pairs, look at the photos A-D and describe a person. Your partner says the person.

A: She's got long hair and she's wearing jeans.

B: Is it person A?



- 4 Write three sentences about a person in your class. Read your sentences to the class. The class says the person's name.

This person has got short brown hair. She's tall and slim. She's wearing jeans.

SPEAKING

- 1 You're going to a carnival. Draw a picture of you. You're wearing carnival clothes.
 2 Work in pairs. Student A, describe your picture to your partner. Student B, listen to your partner and draw the picture.
 Don't look at each other's pictures!
 3 Compare your pictures. Are they the same or different?



16 BUY IT!



ABOUT YOU

Do you like going shopping? Why / Why not?

A



B



C



D



E



F



G



H



I



J



K



L



VOCABULARY

AND

LISTENING

Shopping

1 Match the words in the box to the photos A-L.

EP

birthday card diary paint paper
perfume plant scissors stamps
sweets rucksack toothbrush umbrella



Listen and check. Then repeat.



2

Listen to the conversation. Why is Dad going shopping? Who is going with him: Ryan or Ava?



3

Listen again. Tick (✓) the things in Exercise 1 that are on Dad's shopping list.



- 1 Look at the example sentences from the conversation. Think about the difference between **need** and **want**.

I **want** to do a picture for Mum, but I **need** some blue paint.

I **want** to go to a party tonight and I **need** some new clothes.

She **wants** a plant for the living room.

I **need** to write a list.

- 2 Choose the correct words to complete the sentences.

- I've got nothing to wear! I **need / want** some new clothes.
- I like having lots of clothes. I **need / want** some new clothes.

- 3 Complete the sentences with **need**, **needs**, **want** or **wants**.

- This football is old. I **need** a new ball.
- My friends are outside. They **need** to play football with me.
- We **want** to watch TV. Our favourite film is on tonight.
- I haven't got any money. I **need** to go to the bank.
- A: Can I go out with my friends?
B: No, you **need** to do your homework.
- My tooth hurts! I **need** to go to the dentist.
- It's hot today! My little brother **wants** to go for a swim.
- My friend **wants** to finish her homework today.

- 4 Match sentences 1-4 to sentences a-d.

- | | |
|-------------------------------|---------------------------|
| 1 I want to go to the cinema. | a I need some new balls. |
| 2 I want to do my homework. | b I need to go shopping. |
| 3 I want to play tennis. | c I need my books. |
| 4 I want some new jeans. | d I need to buy a ticket. |

- 5 Choose the correct words to complete the sentences.


- We **always / never** use **to** with a verb after **need** and **want**.
- You **can / can't** use a noun after **need** and **want**.

- 6 Complete the sentences with **to**, **some** or **a**.

- I want **a** get my sister a nice present.
- I'm thirsty! I need **a** drink of water.
- I need **to** finish my homework.
- My sister wants **some** sweets.
- Dad needs **a** new umbrella.
- I want **to** go to my friend's house today.



- 7 Listen to the conversations. Which shops do the speakers need?



- | | |
|----------------|----------------|
| Conversation 1 | a toy shop |
| Conversation 2 | b music shop |
| Conversation 3 | c supermarket |
| Conversation 4 | d clothes shop |
| Conversation 5 | e bookshop |

- 8 In pairs, choose an activity.

- have a party for your friends
- go to the park
- go to a football match

Talk about what you need.

What do you want to do?



Let's have a party!



OK, What do we need?

We need to get some cakes and ...

VOCABULARY AND READING

Money and prices

1 Read the conversations and match them to the pictures A-D.



1

Good morning.
Can I help you?

Oh hello. Yes, how much
are these pens, please?

They're £5.25. They're
very nice, aren't they?

Yes, they are. Can I have a blue
one and a green one, please?

Of course.
That's £10.50.

Can I pay with my credit card?

Yes, no problem.

2

Hi. Can I have a chocolate
ice cream, please?

Sure. What size
do you want?
The large one?

Oh no! That's too
big. Medium, please.

Sure. That's \$2.30

Thanks.

3

Excuse me. I really like this
hat. How much is it, please?

It's €24. Would
you like to buy it?

No thanks! It's
too expensive!

OK. I'm sorry about
that. Well, goodbye.

Bye.

4

So, how are the jeans?
Do you like them?

Well, these ones
are too long.

Oh, I'm sorry.

But these are perfect.

Er. They're
your old ones.

Oh good! I don't need
to buy any jeans today.

Oh right! OK, goodbye then.

See you.

2 Write the numbers.

- 1 This person doesn't buy anything.
Conversation ____ and Conversation ____
- 2 This person pays with a card.
Conversation ____
- 3 This person buys two things.
Conversation ____
- 4 This person buys something to eat.
Conversation ____



3 Listen and repeat the prices.



4 Match the words to the symbols.



cent dollar euro pence pound

€ £ p \$ c

5 Work in pairs. Write prices for the things in the box. Ask your partner to guess them.

dress football jeans rucksack
smartphone watch

6 Find and underline *buy* and *pay* in the conversations. Then complete the sentences with *buy* or *pay*.

- These trousers are nice, but I don't want to _____ £50 for them.
- Come shopping with me. I need to _____ a present for Sophie.
- Wait here a moment. I need to _____ for my drink.
- How much money have you got? Shall we _____ some flowers for Mum?
- I need to _____ a new rucksack for school.
- Let's _____ the waitress and go home. I'm tired.



TALKING POINTS

How often do you go shopping?
What do you usually buy?
Who do you go shopping with?
Where do you go shopping?
What's your favourite shop?



PRONUNCIATION

/s/ and /ʃ/

7 Listen to the words and complete the table.

cinema place shopping
stamp conversation sugar
sweets toothbrush

/s/ /ʃ/
see shop

GRAMMAR

too

1 Look at the conversations on page 96. Match the questions to the answers.

- | | |
|--|-----------------------|
| 1 Why doesn't the woman want the hat? | a It's too expensive. |
| 2 Why doesn't the boy want the jeans? | b It's too big. |
| 3 Why doesn't the girl want the ice cream? | c They're too long. |

2 Look at the examples in Exercise 1. Then choose the correct word(s).

We use *too* + adjective when something is correct / not correct.


» GRAMMAR REFERENCE AND PRACTICE PAGE 153

3 Complete the sentences with the words in the box.

too cold too dirty too hard
too hot too short

- He can't go on the ride. He's too short.
- He can't talk. He's _____.
- He can't walk on the beach. It's _____.
- She can't do the test. It's _____.
- He can't see out of the bus. The window is _____.

4 Practise the conversations on page 96 with a partner.



WRITING

1 Work in pairs and write a shopping conversation. Use these ideas or your own. Practise the conversation and then read it to another pair.

- A: Can I help you?
B: I need some / a _____.
A: Yes, of course.
B: Sorry. This is / These are too _____.
A: OK. Do you like this / these?
B: How much _____?
A: It's / They're _____.
B: Here you are.
A: Thank you.
A: Would you like _____?
B: Yes please.

LIFE SKILLS SOCIAL RESPONSIBILITY

LOOKING AFTER OUR WORLD



LIFE SKILLS

Looking after our world

Lots of people put old clothes in the rubbish. This makes our world dirty. You can help our world and other people. You can think about your clothes. It's good to be responsible and:

- give some clothes to other people
- make something new with old clothes
- not buy too many clothes

1 Read, think and answer. Discuss with your partner.

- 1 Do you wear all your clothes?
- 2 Do you need or want to keep all your clothes?
- 3 Are some of your clothes too small?
- 4 What do you do with your old clothes?

2 Write three things you can do with your old clothes.

- 1
- 2
- 3



3 Read the article. Which of your ideas in Exercise 2 are in it?

Are you responsible with your clothes?

Do you **throw away** your clothes?

Do you put old clothes in the rubbish?

These clothes go into landfills.

This is bad for our world.

Here is how YOU can help!



STOP AND THINK!

- 1 Don't buy lots of clothes. You don't need five jackets!
- 2 Keep your clothes a long time. Don't wash them in very hot water.

REUSE YOUR CLOTHES!

- 1 Give your short trousers or jeans to a young person. They can use your clothes again.
- 2 **Exchange** clothes with friends. For example, you give a friend a hat and they give you a T-shirt.
- 3 Make your clothes good again. **Repair** your favourite shirt or jeans!



TAKE YOUR CLOTHES TO BIG SHOPS

Some big shops help:

- 1 **Give** old clothes to other people who need them.
- 2 Make old clothes into other things.



DO YOU KNOW?

- We can make playground floors with old shoes.
- We can make paper with old T-shirts.

FUN IDEA!

- We can make new things from old clothes!
- Make something different and cool.
- How about a bag from old jeans?



- 4 Look at the article again. Read the sentences and write right (✓) or wrong (X).

Ways to help look after our world

- 1 You can buy lots of new clothes. ☐
- 2 Other people can wear your old clothes. ☐
- 3 You can put your old clothes in the rubbish. ☐
- 4 Shops can help make old clothes into other things. ☐
- 5 You can make something new from old clothes. ☐

- 5 Look at the **highlighted** words in the article. Label the photos.



1 _____



2 _____



3 _____



4 _____



5 _____



6 _____

- 6 Complete the sentences. Use the words in Exercise 5.

- 1 I help look after our world. I don't _____ old clothes.
- 2 I _____ my small clothes to my little sister.
- 3 I _____ old clothes to a big shop in my town.
- 4 Do you want to _____ your blue T-shirt for my red T-shirt?
- 5 I _____ my water bottle. I put new water in it every day.
- 6 I can _____ this shirt and wear it again.

- 7 Listen to Megan and Jack. What is their plan?

- a Take clothes to a shop
- b Exchange clothes with friends
- c Throw clothes away

- 8 Listen again. Choose a or b.

- 1 What does Megan want to give Jack?
a a shirt b a T-shirt
- 2 What does Jack want to give Megan?
a a shirt b a T-shirt
- 3 Who do they decide to invite?
a friends b parents
- 4 When do they decide to invite them?
a on Tuesday b on Thursday
- 5 Where do they decide to invite them?
a to Jack's house b to Megan's house



TALKING POINTS

Do you like Megan and Jack's plan? Why / Why not?
Can you think of clothes to give to a friend?



- 9 Match the two parts of the sentences. Listen and check.



USEFUL LANGUAGE

- 1 We can exchange a tell our friends.
- 2 Let's b ideal
- 3 What a great c clothes with our friends.

- 10 Look at the Useful Language box and then put the words in order.

- 1 water / can / bottles / reuse / We / ,
- 2 give / clothes / Let's / people / to / ,
- 3 great / a / What / idea / /

PROJECT

A presentation

In small groups, plan a presentation called 'Look after our world'.

Think about:

- old things at home and at school
- what we can do with these things. We don't want to throw them away!

Write your ideas and add pictures. Then give your presentation to the class.

REVIEW 4

UNITS 13–16

VOCABULARY

- 1 What can you see in the picture? Talk about it with your partner. How many sentences can you make?

A: There is a bank and a cinema.
B: Yes, and there are some tall buildings.



- 2 Label the things in the bedroom.



- 3 What are you wearing? Stand with your back to your partner. Say what he or she is wearing. Then describe your partner. Use 'is' and 'has got'.

glasses blue/green/brown eyes
dark/long/short hair tall/short



GRAMMAR

- 1 Write the plurals of the words. Then tick (✓) the correct spelling rules.

	plural	-s	-es	-ies
0 dollar	dollars	✓		
1 city				
2 watch				
3 shoe				
4 dress				
5 sandwich				
6 taxi				
7 nationality				

2 Choose the correct words.

- 0 I haven't got a coat. I need / want to buy one.
- 1 That film is interesting *and* / *but* I don't want to go and see it today.
- 2 I want to wash my hands *and* / *because* they are dirty.
- 3 We can go to the park *but* / *or* we can go swimming.
- 4 The new swimming pool is great. I *need* / *want* to go swimming.
- 5 José is a famous singer *and* / *but* I would like to meet him.
- 6 We've got a test tomorrow. I *need* / *want* to do my homework *now*.

LISTENING

-  1 Listen to the conversations. Write the prices next to the pictures.

A



B



C



D



E



SPEAKING

- 1 You are going with your friends to the cinema. Talk to your partner about things you want to buy.

Let's get some chocolate.

Good idea. Shall we buy some water, too?

READING

- 1 Read the messages. Complete them with the words in the box.

buy go meet visit

Hi Mike

me at the new café at 5.30.

I haven't got my mobile!

Lizzie

Hello Georgia

Your sandwiches are on the table. I've got to
your dad in hospital.

Mum

Hi Daniela

There's no fish food! Please
the shop.

Dad

Hi Louis

Shall we shopping later? What for me!

Sasha

- 2 Read the sentences. Write yes or no.

- 0 Louis is at the shops now. *no*
- 1 The fish need some food.
- 2 There's some food for Georgia.
- 3 Louis wants Sasha to wait for him.
- 4 Mike can send Lizzie a text.
- 5 Georgia's dad is in hospital.
- 6 Daniela's dad wants her to buy something.

WRITING

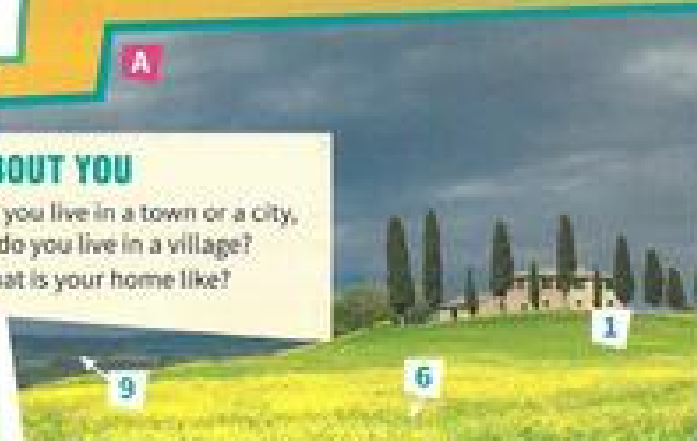
- 1 Write a note for your mum or dad. You can choose what to write about.

17 DIFFERENT PLACES



ABOUT YOU

Do you live in a town or a city, or do you live in a village? What is your home like?



VOCABULARY

AND

LISTENING

The natural world

- 1 Match the words in the box to the things 1-9 in the photos.



beach	countryside	flowers	forest
garden	grass	river	sea
			tree



Listen, check and repeat.

- 2 Write the words in Exercise 1 next to the meanings.

- | | |
|--|-------|
| 1 You can swim in this. It's salty. | _____ |
| 2 You can see lots of trees here. | _____ |
| 3 You can walk here because there are no towns. | _____ |
| 4 You can play football on this. | _____ |
| 5 You can sit under this to keep out of the sun. | _____ |
| 6 You can grow these. They are very pretty. | _____ |
| 7 You can find this around a house. | _____ |
| 8 You can sit on this. Sometimes it is sand, sometimes it is small stones. | _____ |
| 9 You can swim in this. It is water and it moves. | _____ |



3

Listen to Part 1 of the conversation and answer the questions.

- Where's José?
- Where are the photographers? Why?
- What does José invite Paolo to do?



4

Listen to Part 2. Write yes or no. Then change the no sentences and make them true.

- The friends are in José's house.
No. The friends are in José's hotel room.
- Rosa wants to look at photos of José's family.
- José's house is in the city.
- José gives the friends some tickets for his concert.
- The concert is tomorrow evening.
- Paolo needs to wash some clothes.

5

Look at photos A-D. Tick (✓) José's house.



6

Listen to Part 2 again and check.

6

Look at photos A-D again. Where would you like to live? Why? Tell your partner.

GRAMMAR

Comparatives: short adjectives

- 1 Complete Rosa's sentences with the words in the box.

newer older

José's house is
than
my house.



My house is
than
José's house.

Now complete the grammar sentences.

- We add -er to short adjectives / nouns to make the comparative form.
- We write *than* / *that* after the comparative.

>> GRAMMAR REFERENCE AND PRACTICE PAGE 154

- 2 Look at the examples.

adjective	comparative	spelling
big	bigger ² than	double letter + er
dirty	dirtier than	y → i + er
new	newer than	+ er
nice	nicer than	+ r
old	older than	+ er
small	smaller than	+ er

Now complete the table. Use the comparative form of the adjectives.

clean fat happy hot hungry
long sad safe tall young

+ er	+ r	double letter + er	y → i + er
		fatter	

>> GRAMMAR REFERENCE AND PRACTICE PAGE 154

- 3 Complete the sentences. Use the comparative form of the adjectives.

hard hot long nice old young

- Lisa's hair is longer than Mia's hair.
- I love apples. They're _____ oranges.
- English is _____ French. I'm not very good at French.
- I'm _____ my sister. She's 15 and I'm 12.
- But I'm _____ my brother. He's only two.
- India is _____ Canada.



PRONUNCIATION

than



- 4 Listen and repeat.

- Rosa's house is older than José's house.
- The sea in Brazil is bluer than the sea in England.

- 5 Compare your home with the photos of houses on page 102. Make sentences and then tell your partner.

- 6 Look at the photos A-F. Talk about them with your partner. Use the comparative form of the adjectives in the box.

big clean dirty happy hot
long new nice old sad
short slow small tall young

The beach in picture A is cleaner than the beach in picture B.

The car in picture C is older than the car in picture D.



VOCABULARY

AND

READING

Adjectives: opinions

1 Complete the words 1-7 in the text using the adjectives in the box.



amazing attractive exciting fantastic
popular unusual wonderful



Listen, check and repeat.

GREAT DAYS OUT



The Eden Project

Come and have a great family day out.

'The Eden Project is more ¹ u
than Alton Towers.' ² Gemma 14

See our:

- huge biomes
- wonderful flowers from around the world
- ³ w _____ buildings
- a real rainforest ... and more.

There's always lots to do and see. We're open all year round. Look at the website for prices and times.

ALTON TOWERS

We are the best place for an ⁴ am family day out.

We've got:

- a theme park
- a water park
- new rides
- lots of different things to do.

There are always new activities to try. We're open from March to November. Look at the website for prices and times.



Woburn Safari Park

Come and have a ⁵ f family day out with us.

You can:

- help at feeding time
- go on a road safari around the park
- learn about all the wild animals
- climb the trees ... and more.

There are always new animals to see. We're open every day March to October and at weekends in the other months. Look at the website for prices and times. We're very ⁶ p _____ so phone before you come.



'Warwick Castle is more ⁷ e
than Woburn Safari Park.' ⁸ Chris 16.

Warwick Castle

Visit a very old English castle.

Come and:

- walk around the outside
- visit the ⁹ at _____ rooms inside the castle
- learn about the history of the castle
- listen to scary stories ... and more.

There are always new things to do. You won't be bored at Warwick Castle!

We're open every day except on 25th December.

Look at the website for prices and times.

3 Read about the days out again and answer the questions:

- 1 Which places can you visit in December?
- 2 Where can you feed animals?
- 3 Where can you visit a water park?
- 4 Where can you find wonderful gardens?
- 5 Where can you learn some history?

4 Do you like visiting different places? Do you visit places like these in your country? Tell your partner.



TALKING POINTS

Watch the video. Ask and answer the questions with a partner.

Which of the four places would you like to visit? Why?
What places in your country do you want to visit? Why?
What places outside your country do you want to visit? Why?
Are there any places you don't want to visit? Why not?

2 Read about the four days out and answer the questions.

Where can you ...

- 1 go on a road safari?
- 2 listen to stories?
- 3 go on rides?
- 4 see a rainforest?

GRAMMAR

Comparatives: long adjectives

- 1 Look at the examples from page 104 and then complete the sentences.

The Eden Project is **more** unusual **than** Alton Towers.

Warwick Castle is **more** exciting **than** Woburn Safari Park.

- 1 We add *more* / *-er* to long adjectives when we compare things.
- 2 We write 'more' before / after a long comparative adjective.
- 3 We write 'than' before / after a comparative adjective.

» GRAMMAR REFERENCE AND PRACTICE PAGE 154

- 2 Write sentences. Use the Grammar box in Exercise 1 to help you.

- 0 Houses / expensive / cars.
Houses are more expensive than cars.
- 1 The president of the USA / famous / my mum!
- 2 Science / interesting / maths.
- 3 The school garden / popular / the park.
- 4 Tennis / exciting / football.
- 5 This idea / unusual / that one.
- 6 Some animals / attractive / others.

- 3 Make sentences with nouns from Box A and adjectives from Box B, or use your own ideas. Make some sentences true and some false.

Box A: nouns

computers	Edinburgh	English	
geography	history	London	maths
my dad	my sister	my teacher	
New York	school	smartphones	
Sydney	the beach	the park	

Box B: adjectives

exciting	expensive	famous
fantastic	important	interesting
popular	unusual	

I think maths is more interesting than English.

- 4 Read your partner's sentences. Which sentences do you think are true? Tick (✓) them and then compare answers with your partner.

- 5 Read about four families and then read the texts on page 104 again. With your partner, compare the days out for the different families and give reasons. Use the adjectives on pages 104–105.

I think the Eden Project is more interesting than Alton Towers for the Patel family because ...

Manesh Patel is a doctor and his wife, Jameela, is a teacher. They haven't got any children. Manesh likes animals and history, but Jameela thinks flowers are more interesting than animals.

The Edwards family are from a small village in Wales. Caroline works in a hospital and the twins, Clara and Jack, are ten. They think history is boring, but Caroline loves it. She also likes gardens.

The Baluchi family live in Harrogate, a town in the north of England. Jamal works in a bank and Naima works in a shop. Their son Rafi is six. He loves animals and thinks safaris are very exciting.

The Nowak family are on holiday in the UK. Jacek is a bus driver and he's got three children: Dobry, age 8, Lech, age 12, and Ewa, age 15. Jacek likes visiting old castles. The children want to do something more exciting and to have a good time.

SPEAKING

- 1 In pairs, ask and answer the questions.

Which places in your country do you want to visit for a family day out? Why?

Which places outside your country do you want to visit to do family activities? Why?

Are there any places you don't want to visit? Why?

- 2 Together, choose one place you both want to visit. Tell the class about it and say:

- where it is
- what kind of place it is
- what you can do there
- what you can see there
- when the best time to visit is
- what is unusual/attractive/exciting about it.

18 THE WEATHER

What do you think about the weather?

ABOUT YOU

What's your favourite time of year? Why?

Some people love talking about the weather. What about you? Send us a message. Answer one of these questions.

- 1 How do you feel when it's raining?
- 2 What sports do you do in the winter?
- 3 Do you like summer more than winter?



Messages



Hannah, 11, Oxford

I play football every autumn and winter in the rain, wind and snow. The cold weather doesn't stop me!



Kellie, 13, Southampton

I feel bad when it rains in the holidays. I like doing things outside. I don't want to stay inside reading or watching TV. And you can't go to the cinema every day – it's too expensive.



Libby, 12, Newport

I love sports but it's harder to do them outside in winter. I play tennis in the summer and spring but not in winter. I often go swimming with my friends on Saturdays in winter.



Josh, 12, Aberdeen

Rain is just water – it's not a problem. I put on a coat and I go outside. It's fun!



David, 13, Suffolk

I have a horse and I ride it every day – in the winter and in the summer. Cold weather's not a problem, but we don't like the wind! It's not nice!



Ethan, 11, London

No, I don't like hot sun at all – my favourite kind of weather is snow. It's much better to play in.



Finn, 10, Hull

Sad! I want to go on a day out with my parents and my brother, but we can't go because it's raining.



Sarah, 14, Derby

Of course! I love the sun. It's my favourite kind of weather. I feel happier when it's warm. I love going to the pool with my friends. When I'm on holiday, I spend time at the beach and swim in the sea.



VOCABULARY

AND

READING

Weather

- 1 Match the pictures A–K to the words.



autumn cold hot rain snow spring summer sun warm wind winter

A



B



C



D



E



F



G



H



I



J



K



Listen, check and repeat.

- 2 Look at the web page. Read the three questions and answer them with a partner.
- 3 Now read the messages. Match the messages to the questions.

4 Read the messages again. Who says this?

- 1 I like the snow more than the sun.
- 2 It's not easy to do sports in winter.
- 3 I don't stay inside when it's raining.
- 4 I can't go out today because of the weather.
- 5 I like being outside, but not in the rain.
- 6 Warm weather is better than cold weather.



PRONUNCIATION

Vowel sounds

5 Match the words with the same vowel sound.

A	B
snow	stay
wind	sport
rain	love
warm	where
fun	ride
find	coat
watch	stop
wear	live



Listen, check and repeat.



TALKING POINTS

14 Watch the video. Ask and answer the questions with a partner.

What do you eat when it's hot?

Do you like summer or winter?

What do you do when it's raining?

GRAMMAR

it

1 Look at the examples from page 106 and complete the sentences.

I feel bad when it rains in the holidays.

I have a horse and I ride it every day.

I like tennis, but I don't play _____ in the winter.

You can't go to the cinema every day, _____ too expensive.

We also use it to talk about the weather:

_____ cold today.

Read the messages on page 106 again and find more sentences with it.

2 Put the words in order and complete the sentences.

0 really / it's / outside / hot

It's really hot outside – let's go to the beach.

1 play / it's / to / fun

_____ in the snow.

2 hot / when / good / it's

I don't feel _____.

3 it's / but / really / hard

I like maths _____.

4 wear / it / you / can

That's my hat but _____.

5 but / it / I / play / can't

I've got a guitar _____.

3 Look at the questionnaire. Complete questions 5, 6 and 7 with your own ideas. Then ask and answer with your partner.

1 What do you do when it's raining?

2 How do you feel when it's hot?

3 What kind of clothes do you wear in summer?

4 What kind of food do you eat when it's cold?

5 What do _____?

6 How do you feel _____?

7 What kind of _____?

4 Tell the class about your partner.

Eva stays at home when it rains. She loves it when it's hot. She likes eating soup and bread when it's cold.

5 Choose a question from the web page and write a message about you.

VOCABULARY AND LISTENING

Holidays

- 1 Look at the photos A-C. These people are all on holiday. Describe what they are doing.
- 2 Listen to three phone messages. Match the messages to the photos.
- 3 Listen to the messages again and answer the questions.

Message 1

- 1 What country is the girl in?
- 2 What does she say about the weather?

Message 2

- 3 Who is the boy with camping with?
- 4 What day is he coming home?

Message 3

- 5 What kind of sports does the boy do every day?
- 6 What day is he coming home?
- 7 Who do you think is having the best holiday?



4 Complete the sentences with information about you. Then compare your answers with your partner.

- 1 The best place for a holiday in my country is _____.
- 2 The best time to go on holiday in my country is _____.
- 3 The best people to go on holiday with are _____.
- 4 Exciting things to do on holiday are _____.

5 Complete the table with the words in the box.

EP

catch	come	drive	fly
get	hotel	leave	stay
tent	travel	visit	

places to stay	travel verbs
----------------	--------------

hotel	catch
-------	-------

6 Choose the correct words to complete the sentences.

- 1 Hurry! The bus is *leaving* / *catching* in a minute.
- 2 Let's *come* / *get* the train to the city centre.
- 3 We're *staying* / *visiting* at a really nice hotel this week.
- 4 Dad doesn't like flying so we *travel* / *drive* by train when we go on holiday.
- 5 My brother and I *catch* / *go* the bus to school every morning.
- 6 *Come* / *Visit* to my house in the morning, and then we'll go out.

7 Look at the different meanings of get. Match them to the sentences.

a bring b buy c arrive d catch

- 1 What time do you get home every evening?
- 2 I need to get some new tennis shoes.
- 3 Let's get the bus. I don't want to walk.
- 4 I'm thirsty. Can you get me a drink?

GRAMMAR

Prepositions: with, for, until

I'm *with* Sofia.

We're staying here *for* three days.

We're here *until* Friday.



1 Complete the postcard. Choose the correct prepositions.

Hi Lara,

We're staying on a farm
'for' / *with* some friends
of my parents. The
weather's great. It's warm,
but it's not too hot. We're
here 'until' / *for* Sunday.
Every day we walk in the
countryside. 'for' / *until*
three or four hours. I'm
always hungry!

See you soon

Chris



2 Complete the sentences with for, with and until.

- 1 Sam and I are going to Tom's party. Do you want to come _____ us?
- 2 I play football _____ about two hours every Saturday.
- 3 My music lesson doesn't finish _____ three o'clock.
- 4 I can come to the park _____ an hour this afternoon.
- 5 I want to go on holiday _____ my friend this year.
- 6 You can stay at my house _____ Saturday.

WRITING

1 You are on holiday in one of the places in the photos. Write a postcard to your friend. Then read your postcard to the class.

- Say where you are and who you're with.
- Say what the weather is like.
- Say what you do every day.
- Say how long you are staying.



CULTURE

BEACH CULTURE IN AUSTRALIA AND NEW ZEALAND

FACTFILE

Beach culture in Australia and New Zealand

Beach culture is very important in Australia and New Zealand. When it's sunny and hot, people go to the beach at the weekend and for holidays.

There are lots of summer camps in Australia and New Zealand. Young people stay at the beach with their friends and do fun activities. They can:

- do activities in the water
- do activities on the beach
- have barbecues and eat on the beach
- learn about safety in the water and on the beach

1 Work in pairs. Discuss the questions.

- 1 How often do you go to the beach?
- 2 When do you go to the beach?
- 3 What do you like doing at the beach?

2 Read the web page quickly. Are the sentences right (✓) or wrong (X)?

- 1 The Kiwi Summer camp is in Australia. ☐
- 2 The Kiwi Summer camp is on the beach. ☐



Welcome to KIWI SUMMER CAMP!



Do you know? People from New Zealand are called 'New Zealanders'.

Some people call them 'Kiwis'. A kiwi is also a bird, and a fruit.



GO SANDBOARDING ON THE BEACH!

You need a special **board**. You can stand, sit or lie on the board. Climb to the top of the sand dune and go down. It's fast and exciting!

Be safe. Put on a sun hat.

a board

GO KAYAKING IN THE SEA!

You need a boat called a 'kayak', and you need a **paddle**. When we go in the sea, we use a special kayak called a 'sit on top' kayak. It's amazing!

Be safe. Always wear a life jacket.

GO SNORKELLING IN THE SEA!

You need a snorkel **mask**. Some people also wear special swimming shoes called 'fins'.

You can go on a boat and jump into the sea or you can snorkel near the beach. Swim under water and see fantastic fish.

a mask

Be safe. Are you good at swimming? That's important for snorkelling.

a paddle


- 3 Read the web page again. Complete the sentences.

hats jackets night one
swimming young


- The Kiwi Summer Camp is for _____ people.
 - People go to the camp for _____ week.
 - At the summer camp, there are campfires every _____.
 - For activities on the beach, people wear sun _____.
 - People who are good at _____ can go snorkelling in the sea.
 - For activities on boats, people wear life _____.
- 4 Read the sentences and write the words. Use the **highlighted** words on the web page.
- You do this under the water. _____
 - You do this on the water. _____
 - You do this on the beach. _____
 - You stand or sit on this. _____
 - You wear this on your face. It helps you see fish. _____
 - You use this to move through the water. _____
- 5 Complete the table. Use the words in Exercise 4.

Things we do			
Places	under the water 	on the beach 	on the sea 
Things we use			

- 6 Write the countries.



I'm from _____.
I'm a New Zealander.



I'm from _____.
I'm an Australian.

- 7 Listen to Shane talking about a surfing camp. Which activities does he talk about? Underline them.

kayaking sandboarding
snorkelling surfing
swimming



- 8 Listen again. Choose the correct words.

- Where is this summer camp?
a Australia b New Zealand
- What activity do they do in the morning?
a snorkelling b surfing
- What equipment do they need to do this activity?
a a paddle b a board
- What other activities can they do in the afternoon?
a snorkelling and swimming
b snorkelling and kayaking
- What do they wear to be safe in the sun?
a trousers and a shirt b a hat and a shirt
- What do they have in the evening?
a a barbecue b a party

TALKING POINTS

Do you like the idea of staying at a summer camp on the beach?
Which is your favourite summer activity?

PROJECT

A summer camp leaflet

In small groups, write a leaflet for a summer camp at the beach. Find photos or draw pictures to put on your leaflet. Make it look fun. Remember to write:

- the name of the summer camp
- where it is
- how long young people can stay there
- what activities you can do in the morning, afternoon and evening

Present your summer camp leaflet to the class.

19 A FANTASTIC CONCERT



ABOUT YOU

What do you like to do when you go out with your friends?
Where do you like to go?



A

Going home in the car.



B

Waiting for the bus.



D

These are our tickets!



C

José da Silva and his band.



E

Meeting the band.



F

Paolo's looking at his watch.

VOCABULARY

AND

LISTENING

Adjectives (1)

- Look at the photos A-F. They tell a story. Try to put them in the right order with your partner.
- Listen and check your ideas.
- Match some of the adjectives in the box to things in the photos. Make sentences with your partner.



difficult	easy	excited	fast
friendly	late	loud	slow

The music's loud.

Picture C

Paolo's a bit late.

Picture F



Listen to the story again and check.

GRAMMAR

Past simple: be

1 Look at the examples from the recording.

⊕	⊖	Ⓛ	Short answers
I was late. It was fantastic! We were really excited. They were really friendly.	Paolo wasn't there. We weren't late.	Were you tired? Was the music good? Where were you?	Yes, we were. Yes, it was.

GRAMMAR REFERENCE AND PRACTICE PAGE 156

Now answer the questions.

Are Paolo, Rosa and Joelle talking about *last night* or *every night*?
Do we use *was* and *were* to talk about *now* or *the past*?

2 Look at the examples. Complete the table with *was*, *wasn't*, *were* and *weren't*.

I / he / she / it was / wasn't		you / we / they were / weren't	
Ⓛ 1 I _____ happy.		10 You _____ late.	
2 She _____ tall.		11 They _____ good.	
⊖ 3 I _____ tired.		12 You _____ at school.	
4 It _____ in my bag.		13 We _____ cold.	
Ⓛ 5 _____ she nice?	8 Yes, she _____.	14 _____ they good?	17 Yes, they _____.
6 _____ it interesting?	9 No, it _____.	15 _____ you bored?	18 No, we _____.
7 Where _____ it?		16 Where _____ your friends?	

3 Correct the sentences. Use *was*, *wasn't*, *were* and *weren't*.

- 0 Paolo, Joelle and Rosa were at the concert last week.
They weren't at the concert last week. They were at the concert last night.
- 1 Rosa was late for the bus.
2 The bus was very fast.
3 The concert was at nine o'clock.
4 It was easy to take a photo of the band.
5 Paolo, Joelle and Rosa were tired before the concert.

4 Write five questions. Begin *Where were you ...?*
Use the words below or your ideas. Then ask and answer with your partner.

Where were you on Monday evening?
I was at my dance class. It was a lot of fun.

yesterday / last night / last week /
last Sunday in the morning / on Monday /
on Friday afternoon / on 1st June

picnic dance class tennis lesson
a maths test at home

boring difficult easy exciting
fantastic fun interesting loud

PRONUNCIATION

153

4 Listen and repeat.

- A: Where were you on Saturday afternoon?
B: I was at a birthday party.
A: Was it fun?
B: Yes, it was.

Adjectives (2)

1 Read the first part of the article and look at the photo. Answer the question.

1 What does Sandy Berry do?

SANDY BERRY has an exciting job. She's a sound engineer, and she travels around the world with bands on tour. Here, she tells us about her life, and why she loves her job so much.

A

It's difficult to choose. I work with my favourite thing in the world – music. I travel all over the world. I was in Europe last month, and in the USA the month before that. I'm always meeting new people and learning new things. And I see brilliant shows every night. It's great fun.

B

His name was Mr Royce and he was my music teacher when I was 11. His lessons were great. He was a sound engineer before he was a teacher. He was so pleased to help me make my dream come true.

C

By bus! After each show, we pack all the equipment up and then drive to the next place. When we arrive, we get the stage ready for the show that night. We need to be quick, because often there isn't much time.

D

Not much! There is only space for each of us to have a very small bag. I take good shoes, because I'm on my feet a lot. And one set of nice clothes for going out on our day off. I don't take a book because there's no time to read.

E

Well, the days are very long and I get tired sometimes. I work 16 hours some days. And you need to be strong because the equipment is heavy. It's not an easy life. But I have no plans to change it!



2 Read the other parts of the article – paragraphs A–E. Answer the questions.

- How do you think Sandy Berry travels when she is working?
- What do you think Sandy Berry puts in her bag when she travels?

3 Match the questions 1–5 to the paragraphs A–E in the interview.

- Who was your favourite teacher?
- What do you always take with you when you travel?
- How do you travel?
- What's the best thing about your job?
- How difficult is your job?

4 Find these words in the article and underline them. Then complete the sentences with the correct words.

brilliant fun heavy new pleased
quick ready strong

- These bags are really _____. I can't carry them! *new / heavy / strong*
- The concert was _____. I was sad at the end! *pleased / new / brilliant*
- Learning the guitar is _____. I'm really enjoying it. *quick / ready / fun*
- My dad can move big pieces of furniture. He's really _____. *strong / ready / heavy*
- We're moving into our _____ house soon. *new / quick / pleased*
- I'm really _____ you can come to my party. *pleased / fun / brilliant*
- I'm so tired, I'm _____ to go to sleep. *ready / new / quick*



TALKING POINTS

Do you enjoy going to concerts?
What do you think about Sandy's job?
Does it sound exciting to you?

GRAMMAR

Wh- questions in the present and past

1 Match the questions to the answers.

- Where was Sandy last month?
- Why does Sandy need good shoes?
- How long are Sandy's work days?
- How many bags does Sandy take with her on tour?
- Who was Mr Royce?
- What does Sandy like about her job?

- Sandy's music teacher.
- 16 hours.
- Working with music.
- She's on her feet a lot.
- One.
- She was in Europe.

2 Read the questions in Exercise 1 again. Complete the list of question words.

How? What?

3 Now read the questions again. Complete the sentence with *can* or *can't*.

You _____ answer Wh- questions with Yes or No.

GRAMMAR REFERENCE AND PRACTICE PAGE 156

4 Put the words in order and make questions. Start the questions with question words.

- How / in / old / were / 2016 / you / ?
How old were you in 2016?
- What / your / is / English / name / teacher's / ?
- Who / was / student / best / the / today / ?
- How / your / last / long / was / holiday / ?
- Where / Saturday / were / you / on / ?
- What / you / do / school / after / do / ?
- How / this / was / difficult / exercise / ?

SPEAKING

1 Ask and answer the questions in Exercise 4 with your partner.

2 Work with a partner. Write five questions in the present or past. Use the prompts to help you. Then ask your teacher the questions.

- What colour / first car?
- What / put in your bag when you travel?
- Where / you in 2016?
- What / favourite book when you / young?
- How / travel to school every day?

Now write two questions to ask your partner.

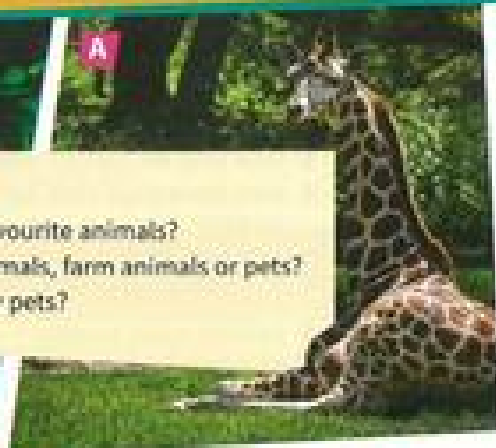
20 ANIMALS



ABOUT YOU

What are your favourite animals?
Are they wild animals, farm animals or pets?
Have you got any pets?

A



B



C



D



E



F




G



H



I



J



VOCABULARY

AND

READING

Wild animals

- Match the animals to the photos A-J.

EP

bear	crocodile	elephant
giraffe	kangaroo	
leopard	monkey	snake
tiger	zebra	



Listen and check. Then repeat.

2

Work with your partner. Describe an animal. Ask your partner to guess what it is.

It's got a very long neck.

A giraffe.

3

Read about Alessandro's summer holiday and choose the best title.

- a Weekend work.
- b Helping my aunt.
- c My fantastic summer!

Now you're back at school, write about your summer for the school website. Were you at the beach? Were you at home?



It was the beginning of the school holidays and I was bored! Then my mum's friend Jess phoned. She has a small safari park, and she needed some help for a day. At 7 am the next day, Jess walked with me around the safari park and showed me all the different animals. I liked the giraffes best with their amazing dark blue tongues. After that, I started work.

First, I carried food to the different animal houses. I waited outside and watched the workers feed the animals. The tigers and the bears were very hungry and finished all their food quickly. The monkeys played a noisy game with their food. They weren't hungry! Next, I cleaned some of the animal houses. I even cleaned the snake house!

After lunch, the safari park opened for visitors. I worked at the ticket office – I took money from the visitors and gave them information about the safari park. Most people wanted to know the crocodile feeding time because that's fun to watch. The safari park closed at 5 pm. I really enjoyed my day and Jess asked me to go back and help the next day. In the end, I helped in the safari park for two weeks and it was fantastic.



- 4 Read Alessandro's text again. Are the sentences right (✓) or wrong (X)? Correct the wrong sentences.

- 1 Alessandro's dad's friend wanted help at the beginning of the holidays.
- 2 Parts of the giraffes' bodies were blue.
- 3 There were several animal houses at the safari park.
- 4 The monkeys were hungry.
- 5 There weren't any snakes in the safari park.
- 6 Alessandro was busy with the animals all day.
- 7 The crocodiles were very popular with the visitors.
- 8 Alessandro was very happy working at the safari park.

- 5 What do you think was Alessandro's favourite part of the day? Discuss with your partner. Which jobs would you like to do? Can you think of any other jobs at a safari park?

GRAMMAR

Past simple

- 1 Look at the examples. Choose the correct words to complete sentences 1, 2 and 3.

After that I **started** work.
I **worked** at the ticket office.
After lunch the safari park **opened** for visitors.
We **liked** the giraffes best.
You all **helped** a lot today.
The monkeys **played** a noisy game.

- 1 We add -ing / -ed to the verb to make the past simple.
- 2 The verb ending for the past simple is the same / not the same for I, you, he, she, it, we and they.
- 3 We use the past simple to talk about actions at a point of time in the past / present.

GRAMMAR REFERENCE AND PRACTICE PAGE 157

- 2 Look at Alessandro's text on the web page. Find the past simple of the verbs.

ask	carry	clean	close	enjoy
finish	help	like	need	open
phone	play	show	start	wait
walk	want	watch	work	

- 3 Now put the verbs into the right columns in the table.

+ed
started

+d
phoned

y+ied
carried

- 4 Complete the sentences with one of the verbs from Exercise 2.

- 1 Last summer I _____ with my dad in his shop.
- 2 She _____ with toy animals when she was a child.
- 3 I _____ to school with my friends yesterday morning.
- 4 They _____ their homework and then they _____ some TV.
- 5 My brother _____ one of my bags of shopping for me.
- 6 Our teacher _____ the window because it was hot in the room.
- 7 We _____ a long time for the bus. It was very late!
- 8 I _____ to go shopping because there wasn't any bread in the house.



PRONUNCIATION

Extra syllable



- 5 Listen and repeat the verbs. Which ones have an extra syllable when we add -ed? Complete the table.

carry	like	need	paint
start	show	talk	visit
wait	want	wash	

Extra syllable	No extra syllable
need - needed	carry - carried

What do you notice about the verbs with an extra syllable when we add -ed?

- 6 Work with a partner. Talk about last weekend using the verbs in Box A and the time phrases in Box B.

Box A

carry	clean	cook	dance
enjoy	kick	like	listen
paint	play	practise	study
travel	visit	walk	wash

Box B

On Saturday morning ...
On Sunday evening ... Last weekend ...
Last Saturday morning / Last Sunday afternoon ...

On Saturday I watched a film with my friend. I liked it a lot.

VOCABULARY

AND

LISTENING

Pets and farm animals

1 Match the words in the box to the photos A-H.

EP

bird cat cow dog donkey kitten
mouse puppy rabbit sheep

111

Listen and check. Then repeat.

2

Write the plural form of the animals in Exercise 1.

111

Listen and check.

3

Put the animals from Exercise 1 into the right columns. Some animals can go in both columns. You can add other animals.

pets

animals on a farm



- 4** Listen to part of a radio interview. Zara is talking to Jim Clark, the host, about her and her family's animals. How many animals does Zara have? What members of her family does she talk about?



- 5** Listen to the interview again and answer the questions.

Which animal(s):

- 1 is / are three years old?
- 2 lives / live in her bedroom?
- 3 was / were a present?
- 4 is / are better than watching television?
- 5 is / are white?
- 6 looks / look sad.
- 7 lives / live in the fields?
- 8 likes / like the sheep now?



TALKING POINTS

Have you or your family got any pets? What are they?
Do you live on a farm? What farm animals have you got?

GRAMMAR

Past simple

- 1** Look at the examples. Choose the correct words to complete sentences 1 and 2.

No, I **didn't ask** you – sorry.

You **didn't ask** me.

The dog **didn't like** the sheep at first.

We **didn't talk** about farm animals.

My friend **didn't want** them.

- 1 We use **didn't / don't** and a verb to make the past simple negative for *I, you, he, she, it, we* and *they*.
- 2 We **add / don't add -ed** to the main verb to make the past simple negative.

- 2** Write the past simple negative of the verbs.

- | | |
|-------------|--------------|
| 1 practised | 5 changed |
| 2 stopped | 6 used |
| 3 loved | 7 remembered |
| 4 studied | 8 carried |



Listen and check. Then repeat.

- 3** Complete the sentences using the past simple negative of the verbs in brackets ().

- 1 You _____ (not show) me your new kitten yesterday. Can I see it now?
- 2 I'm unhappy because Felix _____ (not invite) me to his party last week.
- 3 We _____ (not visit) the safari park yesterday because it was closed.
- 4 Last summer, the Jones family _____ (not travel) by train. They used their car.
- 5 The school bus _____ (not wait) for me yesterday so I was late for school.
- 6 My dad _____ (not cook) pizza last night. He cooked fish and chips.
- 7 We _____ (not stay) with our friends last weekend.
- 8 I was very tired last night and I _____ (not finish) all my homework.

- 4** Read the story and underline all the verbs. Then write the story in the past tense.

Liam lives with his parents in the city. He doesn't enjoy living in the city. Once a month, Liam visits his parents' friends in the country. They don't live in a village; they live on a farm by a river. Liam always enjoys his time there and never wants to come home.

Liam talks to his parents. There is a good school near their friends' house. He wants to go to that school and to live with his parents' friends and to help them on the farm.

So Liam changes schools and helps his parents' friends on the farm every day. His parents decide to move to the country, too. Now Liam, his parents and their friends all live together on the farm.

WRITING

- 1** Write a review of your school year for the school website.

Think about the school year and write about:

- school trips you enjoyed
- your favourite subjects and why you liked them
- the best after-school clubs and what you did there
- your favourite topics in Prepare Level 1
- your favourite Units in Prepare Level 1
- what happened at the end of the photo story to Joelle, Rosa, Paolo and José.

LIFE SKILLS COLLABORATION

DECIDING THINGS TOGETHER



LIFE SKILLS

Deciding things together
It can be difficult to make decisions as a group. Friends want to do different things. So, we need to:

- tell friends what we think
- listen to friends. What do they want to do?
- use their ideas and our ideas
- find answers together

1 Read, think and answer. Discuss with a partner.

- 1 Where do you like going with friends?
- 2 What food do you like eating with friends?
- 3 What is your favourite film? Why?
- 4 What is a film you don't like? Why don't you like it?
- 5 Do you find it difficult to choose a film with friends? Why / Why not?

2 Read the film posters. Answer the questions.

- 1 What film do you want to see? Why?
- 2 What other films do you know that look like these three films?

3 Read the conversation. Answer the questions.

- 1 What film do Clare, Tom and Beth decide to see together?
- 2 Why do they choose this film?

4 Read the film posters again. Match the films 1-3 to the words a-c.

- | | |
|--------------------|------------|
| 1 Looking for Gold | a funny |
| 2 Wizard Academy 3 | b exciting |
| 3 Planet Aliens | c magic |

Films AT YOUR CINEMA THIS WEEK!




LOOKING FOR GOLD

An exciting film about explorers

★★★★★


Cinema Guide



WIZARD ACADEMY 3

Did you like Wizard Academy 1 and 2? Then here's film number 3, full of magic!

Film Times



PLANET ALIENS

A very interesting film, and funny too!

★★★★★

Movie News

CLARE

11:30

Let's choose a film we all want to see. I really like films about **superheroes** or films about **wizards**. They're exciting. Look, there's a new Wizard Academy film. I want to see that. What do you think?

TOM

11:34

I think films about wizards are OK. I really don't like films about **aliens**. I don't want to see Planet Aliens. I like films about **real people** but there isn't one. I also like films about **explorers**, so how about Looking for Gold?

BETH

11:35

Oh, I really don't like films about explorers. I like films about **animals**, but there isn't one. I also like films about aliens, but you don't like them, Tom, so that's no good. I like films about wizards too. We all like films about wizards, so let's see Wizard Academy 3.


5 Read the messages again. Answer the questions.

- 1 What film does Clare want to see?
- 2 Why does Clare want to see that film?
- 3 What film doesn't Tom want to see?
- 4 What film does Tom want to see?
- 5 Does Beth want to see the same film as Tom?
- 6 What film does Beth want to see?

6 Label the pictures 1-6 with the **highlighted** words in the messages. Then, match the words to the meanings a-f.



1



2



3



4



5



6

- a They can do magic.
- b They go on adventures and find things.
- c They don't live on our planet.
- d They are like you and me.
- e Crocodiles and kangaroos are other examples.
- f They can do special things and they stop bad people.

7 Listen to Clare, Tom and Beth. Answer the question.

What three things do they have on their pizza?



8 Listen again and complete the table. Tick (✓) for likes and cross (X) for doesn't like.

	Clare	Tom	Beth
tomato			
cheese			
egg			
tuna (fish)			
vegetables			



TALKING POINTS


What do you like on your pizza?
What don't you like on pizza?

9 Match the phrases 1-3 to the pictures a-c.



USEFUL LANGUAGE

- 1 I really like vegetables.
- 2 I really don't like fish.
- 3 I think egg is OK.



10 Look at the pictures and write three sentences. Use the phrases in Exercise 9.



1



2



3

PROJECT

A plan for a Saturday afternoon with friends

Imagine you are going to the cinema and then for a pizza with your friends. In groups, decide what film to see and what to have on one big pizza. Talk about:

- the films you can see at the cinema at the moment
- the films you and your friends like / don't like

Choose a film together and then talk about:

- the things you can put on a pizza
- the things you and your friends like / don't like on pizza

Tell the class what you decide and why.

REVIEW 5 UNITS 17-20

VOCABULARY

- 1 Complete the sentences with the words in the box.



beach countryside flowers garden
river sea trees

- 0 I love swimming in the sea on holiday.
- 1 I love lying on the beach when I go on holiday.
- 2 There are lots of fish in the river behind my house.
- 3 You have some beautiful flowers in your garden.
- 4 The forest has a lot of tall trees in it.
- 5 My dog loves running in the countryside.
- 6 I love it when there are lots of flowers in summer.

- 2 Read the sentences and complete the words.

- 0 This is a very young dog. p _ u _ p _ p _ y
- 1 These animals are often white and live on a farm. s _ _ _ _
- 2 This animal often carries things for people. d _ _ _ _
- 3 This animal lives in water and has a lot of teeth. c _ _ _ _
- 4 You can get milk from this animal. c _ _ _ _
- 5 This kind of animal can fly. b _ _ _ _
- 6 This animal is a kind of cat and comes from Africa. l _ _ _ _

GRAMMAR

- 1 Make sentences with the adjectives in the box. There is more than one answer.

big clean cold dirty easy
exciting expensive famous
important interesting nice
old young

- 0 apples / chocolate
Apples are nicer than chocolate.
- 1 your school bag / my school bag
- 2 José da Silva / our teacher
- 3 a visit to the safari park / a trip to a museum
- 4 writing English / speaking English
- 5 films / books
- 6 going on holiday / staying at home

- 2 Complete the conversations with the words in the box.

for in on on until
with with

- 1 A: Did you go to Sam's party on Saturday evening?
B: Yes, I went with Paulina.
- 2 A: I waited for you until two o'clock! Where were you?
B: I was in my guitar lesson. I always have a guitar lesson on Monday.
- 3 A: Were you at this school last year?
B: No, I wasn't, I started here in September.
- 4 A: Where did you go on holiday last year?
B: I stayed in my friend's house in Spain for two weeks.

- 3 Read and complete the story. Use the past simple.

Logan ¹ lived (live) in a flat in New York. Every day he ² travels (travel) to school by bus. He ³ doesn't (not walk) to school because the school ⁴ is (be) a long way from his house. One day, Logan ⁵ wanted (want) to get to school before his friends. He ⁶ started (start) to walk because it ⁷ was (be) too early for the bus. He ⁸ walked (walk) and ⁹ walked (walk) for an hour. Where ¹⁰ was (be) the school? He ¹¹ asked (ask) a man in a shop, 'Do you know where Main Street School is?' 'Yes,' the man ¹² answered (answer). 'It's only five minutes from here.' When Logan ¹³ arrived (arrive) at school he ¹⁴ was (be) very happy because he ¹⁵ wasn't (not be) late for class.

LISTENING

- 1 Gavin travelled to a lot of places this year. What was the weather like? Listen and draw a line.

January	February	March	April	May	June
wind ☼	cold ☼	rain ☼	hot ☼☼	warm ☼	wind ☼
rain ☼	warm ☼	hot ☼☼	wind ☼	rain ☼	cold ☼
warm ☼	hot ☼☼	cold ☼	warm ☼	wind ☼	rain ☼
hot ☼☼	wind ☼	warm ☼	rain ☼	cold ☼	hot ☼☼
cold ☼	rain ☼	wind ☼	cold ☼	hot ☼☼	warm ☼
warm ☼	hot ☼	wind ☼	cold ☼	snow ☼	rain ☼



SPEAKING

- 1 Do an interview with an explorer. Write questions in the past and the present. Ask and answer with your partner.

Where ...

What kind of clothes/food ...

How long/cold ...

Why ...

Who ...



READING

- 1 A haiku is a short poem with three lines. Haikus are often about the weather. Read the haikus and match them to the pictures.

- 1 Snow on the cold glass, but inside it's warm.

- 2 Summer night – in bed but not sleeping, listening to the rain.

- 3 Long summer days, there's no school for months. Why am I sad?

- 4 The beach in winter, cold wind in my face, water in my shoes.

- 5 First snow of winter, all the trees have new clothes.



WRITING

- 1 Choose one of the haiku pictures and write your own haiku.



EXTRA ACTIVITIES

UNIT 2

GRAMMAR, PAGE 21

5 Write short answers to these questions. Then ask and answer with your partner.

- Are you bored today?
- Is your teacher nice?
- Is the classroom hot today?
- Are your parents funny?
- Are you Brazilian?
- Is your friend sad today?

UNIT 6

GRAMMAR, PAGE 43

3

Conversation 1

Daniel: Pedro, can you come to my swimming pool party?

Pedro: Yes! When is it?

Daniel: It's at 2.15, and it's at the big swimming pool.

Pedro: Great. Thanks!

Conversation 2

Hannah: Would you like to come to my party, Melissa?

Melissa: I'd love to! When is it?

Hannah: It's on August 1st*.

Melissa: What time?

Hannah: From eight until late.

Melissa: Cool!

Conversation 3

Andrew: Sam, would you like to come to my sports party?

Sam: I'd love to. Is it at the park?

Andrew: Yes, it is. It's on Saturday at 10 o'clock.

Sam: I can't wait!

Conversation 4

Rebecca: Can you come to my birthday party, Ella?

It's on Wednesday, at my house.

Ella: I'd love to, but what time is it?

Rebecca: It's from 3.30 until 5.30.

Ella: Oh, I'm sorry, I can't. I've got a guitar exam on Wednesday afternoon.

*August the first

UNIT 9



VOCABULARY AND READING, PAGES 60–61

3

Answers:

1, 3 and 5 are good breakfasts.

2 and 4 aren't good breakfasts. It isn't good for you to eat chocolate, cake, chips or ice cream for breakfast.



UNIT 11

GRAMMAR, PAGE 71

2 Choose the correct words to complete the questions. Then tick (✓) the answers for you.

1 *How many / How much fruit do you eat in a week?*

- 1 I eat lots.
- 2 I eat some.
- 3 I don't eat any.

2 *How many / How much books have you got in your bag?*

- 1 I've got lots.
- 2 I haven't got any.
- 3 I've got four.

3 *How many / How much bread do you eat in a day?*

- 1 I don't eat any.
- 2 I eat some.
- 3 I eat lots.

4 *How many / How much tennis do you play in a week?*

- 1 I play some.
- 2 I play lots.
- 3 I don't play any.

5 *How many / How much board games have you got?*

- 1 I've got ten.
- 2 I haven't got any.
- 3 I've got some.

6 *How many / How much cooking do you do at home?*

- 1 I do lots.
- 2 I do some.
- 3 I don't do any.

UNIT 13

GRAMMAR, PAGE 81

4 Look at the picture of the town. Decide what the buildings are.

Building 1 is a supermarket.

Now work in pairs. Ask and answer questions about your town. Take turns.


Is there a museum in your town?

Yes, there is.

Where is it?

It's number four. Is your number four a museum?

No, it isn't. It's a bank.



UNIT 14

GRAMMAR, PAGE 87

5

Danni: Hi, Suzie.

Suzie: Hi, Danni. How are you doing?

Danni: Fine, thanks. And you?

Suzie: I'm great!

Danni: Can you meet me this weekend?

Suzie: I'd love to.

Danni: Let's go shopping. There's a sale on at the shopping centre.

Suzie: Good idea! Shall we go on Saturday at 10 o'clock?

Danni: Yes, that's great. See you then.

Suzie: And do you want to go swimming with me on Sunday morning?

Danni: Sorry, I can't.



VOCABULARY LIST

UNIT 1

OBJECTS AND PEOPLE

bag /bæg/ *noun*

camera /'kæmə/ *noun*

chair /tʃeə/ *noun*

dad /dæd/ *noun*

friends /'frendz/ *noun*

phone /faʊn/ *noun*

photo /'fəʊtəʊ/ *noun*

students /'stju:dnts/ *noun*

table /'teɪbl/ *noun*

watch /wɒtʃ/ *noun*

COUNTRIES AND NATIONALITIES

Argentina /,ɑ:dʒən'ti:nə/ *noun*

Argentinian /,ɑ:dʒən'ti:nian/ *adjective*

Brazil /brə'zɪl/ *noun*

Brazilian /brə'zɪljən/ *adjective*

China /tʃaɪnə/ *noun*

Chinese /tʃaɪ'nɪz/ *adjective*

Italy /'ɪt.əl.i/ *noun*

Italian /'ɪtəl.jən/ *adjective*

Mexico /'meksɪkəʊ/ *noun*

Mexican /'meksɪkən/ *adjective*

Russia /'rʌʃə/ *noun*

Russian /'rʌʃən/ *adjective*

Spain /'speɪn/ *noun*

Spanish /'spæɪnɪʃ/ *adjective*

Turkey /'tʃu:ki/ *noun*

Turkish /'tʃu:kɪʃ/ *adjective*

UNIT 2

FAMILIES

baby /'beɪbi/ *noun*

brother /'brʌðə/ *noun*

brothers /'brʌðəz/ *noun*

child /tʃaɪld/ *noun*

children /'tʃɪldrən/ *noun*

dad /dæd/ *noun*

daughter /'dɔ:xtə/ *noun*

father /'fɑ:ðə/ *noun*

husband /'hʌzbənd/ *noun*

mother /'mʌðə/ *noun*

mum /mʌm/ *noun*

parents /'peərənts/ *noun*

sister /'sɪstə/ *noun*

sons /sʌnz/ *noun*

wife /waɪf/ *noun*

ADJECTIVES: FEELINGS

bored /bɔ:d/ *adjective*

clever /'klevə/ *adjective*

funny /'fʌni/ *adjective*

happy /'hæpi/ *adjective*

hot /hɒt/ *adjective*

hungry /'hʌŋɡri/ *adjective*

nice /naɪs/ *adjective*

sad /sæd/ *adjective*

tired /taɪəd/ *adjective*

UNIT 3

ROOMS

bath /bɑːθ/ *noun*

bathroom /'bɑːθruːm/ *noun*

bedroom /'bedruːm/ *noun*

dining room /daɪnɪŋ ruːm/ *noun*

door /dɔː/ *noun*

floor /flɔː/ *noun*

hall /hɔːl/ *noun*

kitchen /'kɪtʃɪn/ *noun*

living room /'lɪvɪŋ ruːm/ *noun*

shower /'ʃaʊə/ *noun*

toilet /'tɔɪlət/ *noun*

wall /wɔːl/ *noun*

window /'wɪndəʊ/ *noun*

THINGS IN MY ROOM

bed /bed/ *noun*

board games /bɔːd ˌɡeɪms/ *noun*

bookcase /'bʊkkeɪs/ *noun*

clock /klɒk/ *noun*

computer /kəm'pijuːtə/ *noun*

clothes /klaʊðz/ *noun*

guitar /ɡɪ'tɑː/ *noun*

poster /'pɔːstə/ *noun*

pet fish /pet fɪʃ/ *noun*

television /'telɪvɪʒən/ *noun*

TV /ti'viː/ *noun*

toys /tɔɪz/ *noun*

UNIT 4

THINGS IN MY SCHOOL BAG

banana /bə'nɑːnə/ *noun*

chocolate /'tʃɒkələt/ *noun*

coat /kəʊt/ *noun*

football /'fʊtbɔːl/ *noun*

gloves /ɡlʌvz/ *noun*

hat /hæt/ *noun*

keys /kiːz/ *noun*

scarf /skɑːf/ *noun*

wallet /'wɒlɪt/ *noun*

water bottle /'wɔːtə 'bɒtl/ *noun*

ADJECTIVES: THINGS

big /bɪɡ/ *adjective*

blue /bluː/ *adjective*

clean /kliːn/ *adjective*

dark /dɑːk/ *adjective*

dirty /'dɪtɪ/ *adjective*

light blue /laɪt bluː/ *adjective*

long /lɒŋ/ *adjective*

new /njuː/ *adjective*

old /əʊld/ *adjective*

short /ʃɔːt/ *adjective*

small /smɔːl/ *adjective*



VOCABULARY LIST

UNIT 5

ACTIVITIES AND SKILLS

cook /kʊk/ verb
 paint /peɪnt/ verb
 play /pleɪ/ verb
 remember /rɪ'membə/ verb
 ride /raɪd/ verb
 sail /seɪl/ verb
 sing /sɪŋ/ verb
 skate /skeɪt/ verb
 speak /spi:k/ verb
 swim /swɪm/ verb

PARTS OF THE BODY

arm /ɑ:m/ noun
 ear /ɪə/ noun
 eye /aɪ/ noun
 face /feɪs/ noun
 feet /fi:t/ noun
 foot /fʊt/ noun
 hair /heə/ noun
 hand /hænd/ noun
 head /hed/ noun
 leg /leg/ noun
 mouth /maʊθ/ noun
 nose /naʊz/ noun
 teeth /ti:θ/ noun
 tooth /tu:θ/ noun

UNIT 6

FOOD

biscuits /'bɪskɪts/ noun
 bread /bred/ noun
 butter /'bʌtə/ noun
 cakes /keɪks/ noun
 cheese /tʃi:z/ noun
 chicken /'tʃɪkɪn/ noun
 chips /tʃɪps/ noun
 drinks /drɪŋks/ noun
 eggs /egz/ noun
 fruit /fru:t/ noun
 juice /dʒʊ:s/ noun
 lemonade /'lema'neɪd/ noun
 meat /mi:t/ noun
 milk /mɪlk/ noun
 pasta /'pɑ:stə/ noun
 potatoes /pə'tetəʊz/ noun
 rice /raɪs/ noun
 soup /su:p/ noun
 sweet snacks /swi:t snæks/ noun
 tomatoes /tə'metəʊz/ noun
 vegetables /'vedʒtəblz/ noun

TELLING THE TIME (1)

am /æ'm/ adverb
 o'clock /ə'klɒk/ adverb
 pm /pi'm/ adverb
 fifty /fɪfti/ number
 forty /'fɔ:ti/ number
 sixty /'sɪksɪ/ number
 thirty /'θɜ:ti/ number
 It's four o'clock. /ɪts fɔ: ə'klɒk/ phrase
 It's 9 am. /ɪts naɪn æ'm/ phrase
 It's one ten. /ɪts wʌn ten/ phrase
 It's 7 pm. /ɪts 'seven pi'm/ phrase
 It's three thirty. /ɪts θri: 'θɜ:ti/ phrase
 It's two fifty. /ɪts tu: 'fɪfti/ phrase

UNIT 7

DAILY ACTIVITIES

catch the bus to school /kætʃ ðə bʌs tə sku:l/ phrase

get dressed /get drest/ phrase

get up /get ʌp/ phrase

go to bed /gəʊ tə bed/ phrase

have a shower /hæv ə ʃaʊə/ phrase

have breakfast /hæv ˈbrekfəst/ phrase

have dinner /hæv ˈdɪnə/ phrase

have lunch /hæv lʌntʃ/ phrase

walk to school /wɔ:k tə sku:l/ phrase

wash your face /wɒʃ jə feɪs/ phrase

TELLING THE TIME (2)

It's half past ... /ɪts ha:f pa:st/ phrase

It's ... o'clock /ɪts əˈklɒk/ phrase

It's quarter past ... /ɪts ˈkwɔ:tə pa:st/ phrase

It's quarter to ... /ɪts ˈkwɔ:tə tu/ phrase

It's ten to ... /ɪts ten tu/ phrase

It's twenty-five past ... /ɪts ˈtwenti faɪv pa:st/

past /pa:st/ adverb

to /tu/ adverb

UNIT 8

SCHOOL SUBJECTS

art /ɑ:t/ noun

English /ˈɪŋɡlɪʃ/ noun

French /frentʃ/ noun

geography /dʒɪˈɒɡrəfi/ noun

history /ˈhɪstəri/ noun

IT /aɪˈti:/ noun

maths /mæθs/ noun

music /ˈmju:zɪk/ noun

PE /pi:si:/ noun

science /saɪəns/ noun

WORDS WITH TWO MEANINGS

catch /kætʃ/ verb

come /kʌm/ verb

get /get/ verb

meet /mi:t/ verb

see /si:/ verb

think /θɪŋk/ verb



VOCABULARY LIST

UNIT 9

SPORTS AND ACTIVITIES

badminton /'bædmɪntən/ *noun*

baseball /'beɪsbɔːl/ *noun*

basketball /'bɑːskɪtbɔːl/ *noun*

dancing /'dɑːnsɪŋ/ *noun*

football /'fʊtbɔːl/ *noun*

hockey /'hɒki/ *noun*

running /'rʌnɪŋ/ *noun*

swimming /'swɪmɪŋ/ *noun*

table tennis /'teɪbl tennis/ *noun*

tennis /'tenɪs/ *noun*

HEALTH

biscuits /'bɪskɪts/ *noun*

bread /bred/ *noun*

butter /'bʌtə/ *noun*

cake /keɪk/ *noun*

chocolate /'tʃɒklət/ *noun*

dancing /'dɑːnsɪŋ/ *noun*

feel better /fiːl 'bet.ə/ *phrase*

feel fine /fiːl faɪn/ *phrase*

feel well /fiːl wel/ *phrase*

good for /gʊd fɔː/ *phrase*

not good for /nɒt gʊd fɔː/ *phrase*

oranges /'ɒrɪndʒɪz/ *noun*

playing computer games /pleɪɪŋ kəm'pjʊtə .geɪmz/ *phrase*

vegetables /'vedʒəblɪz/ *noun*

walking to school /'wɒkɪŋ tə skuːl/ *phrase*

water /'wɔːtə/ *noun*

UNIT 10

AFTER-SCHOOL ACTIVITIES

athletics /æθ'letɪks/ *noun*

board games /bɔːd .geɪmz/ *noun*

coding /'kəʊdɪŋ/ *noun*

cooking /'kʊkɪŋ/ *noun*

drama /'drɑːmə/ *noun*

film /fɪlm/ *noun*

horse riding /hɔːs .raɪdɪŋ/ *noun*

Italian /ɪ'tæljən/ *noun*

judo /'dʒʊdɔː/ *noun*

yoga /'jəʊgə/ *noun*

JOB'S AROUND THE HOUSE

carry the shopping /'kæri ðə 'ʃɒpɪŋ/ *phrase*

clean the bath /kliːn ðə bɑːθ/ *phrase*

cook dinner /kʊk 'dɪnə/ *phrase*

do the washing-up /duː ðə 'wɒʃɪŋ .ʌp/ *phrase*

feed the cat /fiːd ðə kæt/ *phrase*

make your bed /meɪk jə bed/ *phrase*

tidy your room /taɪdi jə ruːm/ *phrase*

walk the dog /wɒk ðə dɒg/ *phrase*

UNIT 11

ENTERTAINMENT

band /bənd/ noun

concert /ˈkɒnsət/ noun

famous person /ˈfeɪməs ˈpɜːsən/ noun

fans /fænz/ noun

movies /ˈmuːvɪz/ noun

newspaper /ˈnjuːspetə/ noun

song /sɒŋ/ noun

TV show /ˌtiːviː ʃəʊ/ noun

TECHNOLOGY

digital camera /ˈdɪdʒɪtəl ˈkæmərə/ noun

fitness tracker /ˈfɪt.nəs ˈtræk.ə/ noun

laptop /ˈlæptɒp/ noun

smart speaker /ˈsmɑːt ˈspiːkə/ noun

smartphone /ˈsmɑːtfoʊn/ noun

tablet /ˈtæblət/ noun

UNIT 12

JOBS

doctor /ˈdɒktə/ noun

farmer /ˈfɑːmə/ noun

firefighter /ˈfaɪəfaɪtə/ noun

footballer /ˈfʊtbɔːlə/ noun

journalist /ˈdʒɜːnəlist/ noun

lorry driver /ˈlɒri ˈdraɪvə/ noun

musician /mjuːˈziʃən/ noun

nurse /nɜːs/ noun

photographer /fəˈtɒɡrəfə/ noun

waiter /ˈweɪtə/ noun

waitress /ˈweɪtrəs/ noun

IN A CAFÉ

bottle /ˈbɒtl/ noun

bowl /bɔːl/ noun

cup /kʌp/ noun

fork /fɔːk/ noun

glass /ɡlɑːs/ noun

knife /naɪf/ noun

pepper /ˈpepə/ noun

plate /pleɪt/ noun

salt /sɔːlt/ noun

spoon /spuːn/ noun

sugar /ˈʃʊɡə/ noun



VOCABULARY LIST

UNIT 13

PLACES IN A TOWN

- bank /bæŋk/ *noun*
- cinema /sɪnəmə/ *noun*
- hospital /'hɒspɪtəl/ *noun*
- hotel /həʊ'tel/ *noun*
- museum /mju:'zi:əm/ *noun*
- park /pɑ:k/ *noun*
- restaurant /'restrɒnt/ *noun*
- station /'steɪʃən/ *noun*
- supermarket /'sʊpə'mɑ:kɪt/ *noun*
- university /ju:nɪ'vɜ:səti/ *noun*

ADJECTIVES: PLACES

- beautiful /bju:tɪfəl/ *adjective*
- cheap /tʃi:p/ *adjective*
- expensive /ɪk'spensɪv/ *adjective*
- great /ɡreɪt/ *adjective*
- important /ɪm'pɔ:tənt/ *adjective*
- interesting /ɪn'trəstɪŋ/ *adjective*
- little /lɪtl/ *adjective*
- safe /seɪ/ *adjective*
- tall /tɔ:l/ *adjective*

UNIT 14

TRANSPORT

- bike /baɪk/ *noun*
- boat /bəʊt/ *noun*
- bus /bʌs/ *noun*
- car /kɑ:/ *noun*
- coach /kəʊtʃ/ *noun*
- plane /pleɪn/ *noun*
- taxi /tæksi/ *noun*
- train /treɪn/ *noun*
- tram /træm/ *noun*
- Underground /'ʌndəgraʊnd/ *noun*

PHRASES FOR GOING OUT

- go out with friends /ɡəʊ aʊt wɪð frendz/ *phrase*
- go running /ɡəʊ 'rʌnɪŋ/ *phrase*
- go shopping /ɡəʊ 'ʃɒpɪŋ/ *phrase*
- go swimming /ɡəʊ swɪmɪŋ/ *phrase*
- go to a museum /ɡəʊ tə ə mju:'zi:əm/ *phrase*
- go to a restaurant /ɡəʊ tə ə 'restrɒnt/ *phrase*
- go to the park /ɡəʊ tə ðə pɑ:k/ *phrase*
- meet a famous person /mi:t ə 'feɪməs 'pɜ:sən/ *phrase*
- meet at eight o'clock /mi:t ət eɪt ə'klɒk/ *phrase*
- meet friends /mi:t frendz/ *phrase*
- meet in the afternoon /mi:t ɪn ðə ɑ:ftə'nu:n/ *phrase*
- see a famous person /si: ə 'feɪməs 'pɜ:sən/ *phrase*
- see a film /si: ə fɪlm/ *phrase*
- visit a museum /'vɪzɪt ə mju:'zi:əm/ *phrase*
- visit friends /'vɪzɪt frendz/ *phrase*

UNIT 15

CLOTHES

digital watch /'dɪdʒɪtəl wɒtʃ/ *noun*

dress /dres/ *noun*

glasses /'glɑːsɪz/ *noun*

jacket /'dʒækɪt/ *noun*

jeans /dʒiːnz/ *noun*

shirt /ʃɜːt/ *noun*

shoes /ʃuːz/ *noun*

skirt /skɜːt/ *noun*

trousers /'traʊzəz/ *noun*

T-shirt /'tiːʃɜːt/ *noun*

PHRASES: PEOPLE

beautiful eyes /'bjuːtɪfəl aɪz/ *phrase*

big ears /bɪg iːz/ *phrase*

a brown beard /ə braʊn biːd/ *phrase*

dark hair /dɔːk heə/ *phrase*

fat /fæt/ *adjective*

long hair /lɒŋ heə/ *phrase*

old /əʊld/ *adjective*

a red nose /ə red naʊz/ *phrase*

short /ʃɔːt/ *adjective*

short hair /ʃɔːt heə/ *phrase*

slim /slɪm/ *adjective*

tall /tɔːl/ *adjective*

young /jʌŋ/ *adjective*

UNIT 16

SHOPPING

birthday card /'bɜːθdeɪ kɑːd/ *noun*

diary /'daɪəri/ *noun*

paint /peɪnt/ *noun*

paper /'peɪpə/ *noun*

perfume /'pɜːfjum/ *noun*

plant /plɑːnt/ *noun*

scissors /'sɪzəz/ *noun*

stamps /stæmps/ *noun*

sweets /swiːts/ *noun*

rucksack /'rʌksæk/ *noun*

toothbrush /'tuːθbrʌʃ/ *noun*

umbrella /ʌm'brelə/ *noun*

MONEY AND PRICES

cent /sent/ *noun*

dollar /'dɒlə/ *noun*

euro /'jʊərəʊ/ *noun*

pence /pens/ *noun*

pound /paʊnd/ *noun*



VOCABULARY LIST

UNIT 17

THE NATURAL WORLD

beach /bi:tʃ/ *noun*

countryside /'kʌntrisaɪd/ *noun*

flowers /'flaʊəz/ *noun*

forest /'fɒrɪst/ *noun*

garden /'gɑːdn/ *noun*

grass /grɑːs/ *noun*

river /'rɪvə/ *noun*

sea /si:/ *noun*

tree /tri:/ *noun*

ADJECTIVES: OPINIONS

amazing /ə'meɪzɪŋ/ *adjective*

attractive /ə'træktɪv/ *adjective*

exciting /ɪk'saɪtɪŋ/ *adjective*

fantastic /fæn'tæstɪk/ *adjective*

popular /'pɒpjələ/ *adjective*

unusual /ʌn'juːʒuəl/ *adjective*

wonderful /'wʌndəfəl/ *adjective*

UNIT 18

WEATHER

autumn /'ɔːtəm/ *noun*

cold /kəʊld/ *adjective*

hot /hɒt/ *adjective*

rain /reɪn/ *noun*

snow /snaʊ/ *noun*

spring /sprɪŋ/ *noun*

summer /'sʌmə/ *noun*

sun /sʌn/ *noun*

warm /wɔːm/ *adjective*

wind /wɪnd/ *noun*

winter /'wɪntə/ *noun*

HOLIDAYS

catch /kætʃ/ *verb*

come /kʌm/ *verb*

drive /draɪv/ *verb*

fly /flaɪ/ *verb*

get /get/ *verb*

hotel /'həʊtel/ *noun*

leave /li:v/ *verb*

stay /steɪ/ *verb*

tent /tent/ *noun*

travel /'trævəl/ *verb*

visit /vɪzɪt/ *verb*

UNIT 19

ADJECTIVES (1)

difficult /ˈdɪfɪkəlt/ adjective

easy /iːzi/ adjective

excited /ɪk'saɪtɪd/ adjective

fast /fɑːst/ adjective

friendly /ˈfrendli/ adjective

late /leɪt/ adjective

loud /laʊd/ adjective

slow /sləʊ/ adjective

ADJECTIVES (2)

brilliant /ˈbrɪljənt/ adjective

fun /fʌn/ adjective

heavy /ˈhevi/ adjective

new /njuː/ adjective

pleased /pliːzd/ adjective

quick /kwɪk/ adjective

ready /ˈredi/ adjective

strong /strɒŋ/ adjective

UNIT 20

WILD ANIMALS

bear /beə/ noun

crocodile /ˈkrɒkədɪl/ noun

elephant /ˈelɪfənt/ noun

giraffe /dʒɪˈrɑːf/ noun

kangaroo /ˌkæŋɡəˈruː/ noun

leopard /ˈlepəd/ noun

monkey /ˈmʌŋki/ noun

snake /sneɪk/ noun

tiger /ˈtɑːɡə/ noun

zebra /ˈzebrə/ noun

PETS AND FARM ANIMALS

bird /bɜːd/ noun

cat /kæt/ noun

cow /kaʊ/ noun

dog /dɒɡ/ noun

donkey /ˈdɒŋki/ noun

kitten /ˈkɪtən/ noun

mouse /maʊs/ noun

puppy /ˈpʌpi/ noun

rabbit /ˈræbɪt/ noun

sheep /ʃiːp/ noun

GRAMMAR REFERENCE AND PRACTICE

STARTER UNIT

A / AN

a cake

a picture

an apple

an orange

Practice

A



B



C



D



- 1 What do you see in the pictures? Use *a* or *an*.

THIS, THAT, THESE, THOSE


This pen is yellow.

These pens are black.

That desk is grey.

Those desks are brown.

Practice



- 2 Complete the sentences with *this*, *that*, *these* and *those*.

- 1 _____ pen is green.
- 2 _____ pens are blue.
- 3 _____ desk is black.
- 4 _____ desks are white.

UNIT 1

DETERMINERS

I	my	My name is Oliver.
you	your	This is your phone.
he	his	This is his camera.
she	her	Her name isn't Rosa.

Practice

1 Complete the sentences.

- This is Michael. He's my brother.
- What's your phone number? My number's 07700 900530.
- This is my sister, her name's Freya.
- Hi, I'm Sam. What's your name?
- This is Jessica. She's my sister.
- This is my friend, her name's Lily.
- Oh no! Where's my phone?

2 Choose the correct words.

- My mum's from Argentina. Her / His name's Martha.
- My / His name's Samantha.
- Hi, my name's Joe. What's your / my name?
- Is this your camera? No, my / her camera's white.
- This isn't Tom's phone. Your / His phone's blue!
- Is this my book? Yes, her / your name is on it.
- Hello. This is my sister and this is her / his friend, Jack.
- My English teacher's new. His / Her name's Janet Smithers.
- This is a photo of my dad. Your / His name's Jim.

BE

positive

I am = I'm	I'm from Mexico.
You are = You're	You're English.
He is = He's	He's my brother.
She is = She's	She's my sister.
It is = It's	It's my camera.
We are = We're	We're from Brazil.
They are = They're	They're Russian.

negative

I am not = I'm not	I'm not Italian.
You are not = You aren't	You aren't Chinese.
He is not = He isn't	He isn't my teacher.
She is not = She isn't	She isn't Spanish.
It is not = It isn't	It isn't your book.
We are not = We aren't	We aren't Italian.
They are not = They aren't	They aren't English.

Practice

3 Complete the sentences with a pronoun and the positive or negative form of be.

- This is Tom. He's my friend.
- Happy Birthday! It's 12 today!
- This is Daisy. She's my friend.
- I'm Stefanos and this is Daska. We're Turkish. She's Spanish.
- This is Oliver. He's my brother. He's my friend.
- Hello, my name's Mr Green. He's your new English teacher.
- Look at my new camera. It's so cool!
- My camera's old. It's very good.
- This is Paola from Rome. She's Italian.
- Your name's Sergei. He's from Russia, is that right?
- Sorry, I'm not in this class. You're in room 5.

4 Complete the conversation.

- Tom: Hi, ¹ I'm Tom.
- Nora: Hello, ² your name's Nora.
- Tom: This ³ is Ben. ⁴ He's my friend.
- It's ⁵ his birthday today. ⁶ It's 12.
- Nora: Happy Birthday, Ben! Today's my birthday and ⁷ it's 12 too! And this is ⁸ my new camera.
- Tom and Ben: Happy Birthday!
- Tom: Your camera ⁹ is cool!

GRAMMAR REFERENCE AND PRACTICE

UNIT 2

DETERMINERS

we	our	<i>Our mum is funny.</i>
they	their	<i>Is that their dog?</i>

Practice

1 Complete the sentences with *my, your, his, her, its, our* or *their*.

- This is George and Sarah and they are my mum's friends.
- Alessandro and Laura live in England, but dad's from Argentina.
- Hi! We're James and Charlotte and this is dog, Spotty.
- Is that your brother? What's his name?
- Hi Dan, is your sister at school?
- This is Anna, it's her birthday today!
- Is that your school? What's its name?

POSSESSIVE 'S

This is my mum's cat. It is her cat.

Not This is the cat of my mum.

This is Jake and Nat's dog. It is their dog.

Not This is the dog of Jake and Nat.

Practice

2 Look at the picture and complete the sentences with the correct names and 's.



- Sally is Jason's and Katie's mother.
- Nat is Jason's and Toby's son, and Sally's brother.
- Jason is Sally's and Toby's father.
- Katie is Sally's and Jason's sister, and Jason's and Toby's daughter.
- Sally is Jason's wife.
- Jason is Sally's husband.

BE AND SHORT ANSWERS

questions ①	short answers ②	short answers ③
<i>Am I funny?</i>	Yes, you are.	No, you aren't.
<i>Are you English?</i>	Yes, I am.	No, I'm not.
<i>Is he tired?</i>	Yes, he is.	No, he isn't.
<i>Is she Spanish?</i>	Yes, she is.	No, she isn't.
<i>Is it hot?</i>	Yes, it is.	No, it isn't.
<i>Are we happy?</i>	Yes, we are.	No, we aren't.
<i>Are they your parents?</i>	Yes, they are.	No, they aren't.

How old is he? not How old he is?

Where are you from? not Where you are from?

Practice

3 Read the sentences and write *plural, is or possessive*.

- Peter's brother lives in Italy. *possessive*
- I have two sisters.
- My brother's pictures are nice.
- My favourite films are Spanish.
- Sara's from Russia.
- Luko's son and Maria's daughter are there.
- Jack's English.
- My books are here.

4 Write the sentences as questions.

- Peter is Argentinian.
Is Peter Argentinian?
- They are from Italy.
- You are happy.
- We are late.
- She is hungry.
- They are Italian.
- Maria is from Mexico.
- They are sad.

5 Complete the short answers for the questions in Exercise 4.

- | | |
|----------------------------|----------------------------|
| 0 Yes, <u>he is</u> . | 4 Yes, <u> </u> . |
| 1 No, <u> </u> . | 5 No, <u> </u> . |
| 2 Yes, <u> </u> . | 6 Yes, <u> </u> . |
| 3 No, <u> </u> . | 7 No, <u> </u> . |

UNIT 3

THERE IS / THERE ARE

there's (there is)

There's a TV in the living room.

There's a picture on the wall.

There's a shower in the bathroom.

there are

There are two tables in the kitchen.

There are three people in the dining room.

There are two beds in the bedroom.

Practice

- 1 Look at the picture and complete the sentences with *there's* and *there are*.



- 0 There's a bed.
- 1 a shower.
- 2 four chairs
- 3 a table.
- 4 a lot of windows.
- 5 a boy in the kitchen.

IN / ON

IN

Dad's in the bathroom.

I live in a house.

ON

The camera is on the floor.

There's a dictionary on my desk.

Practice

- 2 Complete the sentences with *in* or *on*.

- 0 There's a guitar the bed.
- 1 I've got a computer my bedroom.
- 2 There are two pictures the wall.
- 3 There are books the table.
- 4 There's a bath the bathroom.
- 5 All my board games are the floor.
- 6 There are four chairs and a table the kitchen.

HAVE GOT

I've got (have got)	I've got a phone.
You've got (have got)	You've got a guitar.
He's got (has got)	He's got two pet fish.
She's got (has got)	She's got a nice flat.
It's got (has got)	It's got a big living room.
We've got (have got)	We've got lots of board games.
They've got (have got)	They've got a TV in their bedroom.

Practice

- 3 Look at the table and complete the sentences with *have've* or *has/'s got*.

	me	my dad	Rosa and David
camera	<input type="checkbox"/> ✓	<input type="checkbox"/> X	<input type="checkbox"/> ✓
dictionary	<input type="checkbox"/> X	<input type="checkbox"/> ✓	<input type="checkbox"/> X
television	<input type="checkbox"/> X	<input type="checkbox"/> ✓	<input type="checkbox"/> ✓
guitar	<input type="checkbox"/> ✓	<input type="checkbox"/> X	<input type="checkbox"/> X
bookcase	<input type="checkbox"/> X	<input type="checkbox"/> ✓	<input type="checkbox"/> X

- 0 I've got a camera.

1 I

2 He

3

4

5

6

GRAMMAR REFERENCE AND PRACTICE

UNIT 4

HAVE GOT ☹, HAVE GOT ☺

have got ☹	have got ☺	Short answers
I haven't got	Have I got?	Yes, you have. No, you haven't.
You haven't got	Have you got?	Yes, I have. No, I haven't.
He hasn't got	Has he got?	Yes, he has. No, he hasn't.
She hasn't got	Has she got?	Yes, she has. No, she hasn't.
It hasn't got	Has it got?	Yes, it has. No, it hasn't.
We haven't got	Have we got?	Yes, we have. No, we haven't.
They haven't got	Have they got?	Yes, they have. No, they haven't.

I haven't got a football. He hasn't got a scarf.

We haven't got any chocolate.

Has she got a new water bottle? Yes, she has.

Practice

1 Complete the sentences with *haven't* or *hasn't* got.

- Tony hasn't got a pet fish.
- We have a shower in our bathroom.
- The teacher isn't happy! Ellie hasn't got her book.
- Adam's cold. He hasn't got a hat and coat.
- Mia's hungry. She hasn't got an apple or a banana.
- Jim and Ellen have their guitars.
- My mum and dad have new phones.

2 Look at the table and write sentences about Emma, Tom and Ben.

	Emma	Tom and Ben	me (put ✓ or X)
a phone	✓	X	
the keys	✓	X	
gloves	X	✓	
a pet fish	X	✓	
a hat	✓	X	

0 Emma: a phone / gloves:

Emma's got a phone. She hasn't got gloves.

1 Tom and Ben: gloves / a phone

2 Emma: a hat / a pet fish

3 Now complete the table about you. Write ✓ or X. Then write complete sentences.

1 I: a phone / a pet fish

2 I: a hat / the keys

3 I: gloves

4 Match questions 1-6 to answers a-g.

- ☒ Has Sally got a pet?
 - ☐ Have you got a drink?
 - ☐ Has Hannah got her gloves?
 - ☐ Has Max got a phone?
 - ☐ Have we got the chocolate?
 - ☐ Have I got your phone number?
 - ☐ Have you got your keys?
- Yes, she has. She's got a pet fish.
 - No, she hasn't. They're at home.
 - Yes, we have. Here it is!
 - No, you haven't. It's 07700 900123.
 - Yes, he has. It's in his school bag.
 - Yes, I have. They're in my coat.
 - No, I haven't. Is there water?

5 Write questions with *have* or *has* got.

- Rebecca / a new car?
Has Rebecca got a new car?
- Holly / a dark blue phone?
- Mary and Paolo / a new computer?
- You / your glasses?
- Will and Sophie / their hats and coats?
- Your brother / a red camera?
- Your sister / a ruler in her pencil case?

3 Tom and Ben: the keys / a pet fish

4 Emma: the keys

UNIT 5

CAN / CAN'T

positive (+)

I can play the guitar.

You can play the guitar.

He can play the guitar.

She can play the guitar.

It can play the guitar.

We can play the guitar.

They can play the guitar.

negative (-)

I can't speak Italian.

You can't speak Italian.

He can't speak Italian.

She can't speak Italian.

It can't speak Italian.

We can't speak Italian.

They can't speak Italian.

questions (?)

Can I ride a horse?

Can you ride a horse?

Can he ride a horse?

Can she ride a horse?

Can it ride a horse?

Can we ride a horse?

Can they ride a horse?

short answers

Yes, you can.
No, you can't.

Yes, I can. No, I can't.

Yes, he can. No, he can't.

Yes, she can.
No, she can't.

Yes, it can. No, it can't.

Yes, we can.
No, we can't.

Yes, they can.
No, they can't.

Practice

1 Complete the sentences with can or can't.


- 0 I can't swim underwater.
- 1 Mario can speak Russian very well. ✓
- 2 Thomas can't take very good photos with his phone. ✗
- 3 We can't play the guitar. ✗
- 4 Jess and Roberta can paint pictures very well. ✓
- 5 My mother can't sing. ✗
- 6 I can ride a horse. ✓

2 Write the questions and short answers.

- 0 he / play the piano?
No, he can't.
Can he play the piano?
No, he can't.
- 1 they / paint pictures?
Yes,
- 2 you / ride a horse?
No,
- 3 your sister / take good photos?
Yes,
- 4 Lizzy and Rita / swim underwater?
No,
- 5 you and Martha / play the guitar?
Yes,
- 6 Matthew / speak Spanish?
No,

GRAMMAR REFERENCE AND PRACTICE

3 Look at the table and answer the questions.

				
Sally	Tom	Jack	Meg	Pier
Meg	Pier	Sally	Philippe	Tom
Pier	Jack	Philippe	Tom	Sally

0 Who can sing?

Pier, Tom and Sally can sing.

1 Who can speak Italian?

2 Who can't swim underwater?

3 Who can paint a picture and ride a horse?

4 Who can't sing but can speak Italian?

5 Who can ride a horse but can't sing?

4 Write four sentences about what you can and can't do.

0 *I can paint a picture but I can't swim underwater.*

1

2

3

4

PREPOSITIONS: IN, ON, BEHIND, UNDER



We're in the classroom now.



Your phone's on the table.



*Where's Don? I can't see him.
He's behind the wall.*



Your pencil is under the book.

Practice

5 Write the prepositions. Use the words in the box.

behind in in
in on under

- The teacher is _____ the classroom.
- Put your bag _____ the door.
- Put your pens _____ your pencil case.
- The cat's _____ the bed.
- He's _____ the kitchen.
- Look! The board games are _____ the floor.

UNIT 6

SOME, ANY, LOTS OF; COUNTABLE AND UNCOUNTABLE NOUNS

	countable nouns	uncountable nouns
Some		
Positive (+)	We made some cakes.	There is some milk in the kitchen.
Offers (?)	Would you like some apples?	Would you like some water?
Any		
Negative (-)	We didn't make any cakes.	There isn't any milk in the kitchen.
Questions (?)	Are there any bananas?	Is there any milk in the kitchen?
Lots of		
Positive (+)	We've got lots of chocolate.	There's lots of bread.

Practice

1 Complete the sentences with any or some.

- Is there _____ butter?
- We've got _____ milk.
- Are there _____ tomatoes?
- Would you like _____ chocolate?
- Has Mary got _____ eggs?
- There aren't _____ people here.

2 Complete the conversation with some, any or lots of.



- Mum:** Let's put the party food on the table, Katie. What have we got in the kitchen?
- Katie:** OK, Mum, we've got ¹ _____ biscuits and ² _____ cake.
- Mum:** Have we got ³ _____ oranges?
- Katie:** No, we haven't. And we haven't got ⁴ _____ apples.
- Mum:** What? No, look, Katie, there are ⁵ _____ apples here! There are 12!
- Katie:** Oh yes, good! Have we got ⁶ _____ juice?
- Mum:** No, we haven't. We've got some lemonade.
- Katie:** What about chocolate for the party games? Is there ⁷ _____ chocolate in the kitchen?
- Mum:** Oh no, there isn't. I've got ⁸ _____ in the bag here!

PREPOSITIONS: ON, AT, FROM, UNTIL

on + days and dates	on Monday on Saturday on 12th March
at + places	at my house at the park at our school
from and until + times	from 9 o'clock until half past three

Practice

3 Complete the conversation with at, on, from or until.

- George:** Would you like to come to my party?
- Jenny:** I'd love to. When is it?
- George:** It's ¹ _____ 18th July, that's next week.
- Alice:** Where is it?
- George:** It's ² _____ my house.
- Alice:** What time is the party?
- George:** It's ³ _____ 8 o'clock ⁴ _____ 11 o'clock.
- Alice:** Great! See you ⁵ _____ Thursday then.

GRAMMAR REFERENCE AND PRACTICE

UNIT 7

PRESENT SIMPLE

positive (+)

I work.

You work.

He works.

She works.

It works.

We work.

They work.

negative (-)

I don't work.

You don't work.

He doesn't work.

She doesn't work.

It doesn't work.

We don't work.

They don't work.

They work all day.

She catches the bus to school.

They walk to school on Tuesdays.

He doesn't get up at 7 o'clock every day.

Practice

1 Complete the sentences. Use the correct form of the present simple of the verbs in brackets ().

0 I start (start) school at 9 o'clock.

1 Jack (get up) at 6.30 am.

2 We (clean) our teeth in the morning and the evening.

3 They (have) dinner at 7 o'clock.

4 I (wash) my face in the morning.

5 Freya (have) a big breakfast.

6 You (catch) the bus at 8 o'clock.

7 He (finish) school at 3.30 pm.

2 Write the sentences in Exercise 1 in the negative form.

0 *I don't start school at 9 o'clock.*

1

2

3

4

5

6

7

3 Write sentences.

0 *Laura / get up / 08.00 / then / breakfast*
Laura gets up at 8 o'clock. Then she eats breakfast.

1 *I / breakfast / room / then / get dressed*

2 *They / not catch bus / walk / school*

3 *Harry / not walk / school / go / dad's car*

4 *Luke / breakfast / bedroom / not / kitchen*

5 *You / go / school / 07.30 / you / not / go school / 08.30*

UNIT 8

PRESENT SIMPLE: QUESTIONS AND SHORT ANSWERS

questions ❶

questions ❶	short answers
Do I walk to school?	Yes, you do . No, you don't .
Do you use IT in English lessons?	Yes, I do . No, I don't .
Does he like maths?	Yes, he does . No, he doesn't .
Does she go to school on Saturdays?	Yes, she does . No, she doesn't .
Does the house have a shower?	Yes, it does . No, it doesn't .
Do we have history on Wednesdays?	Yes, we do . No, we don't .
Do they speak Turkish?	Yes, they do . No, they don't .

Practice

1 Write questions.

- 0 Cameron / like / maths
Does Cameron like maths? _____?
- 1 your friends / go / school / car
_____?
- 2 Mr Harvey / teach / English
_____?
- 3 Tony / play / music / evening
_____?
- 4 you / have / PE / Monday
_____?
- 5 Maria's dad / watch / a lot / TV
_____?

2 Write short answers.

- 0 Does Ellie like art? (✓)
Yes, she **does**. _____
- 1 Do you get up at 8 o'clock? (X)

- 2 Do Harvey and Isaac walk to school? (✓)

- 3 Does Maria study science at school? (X)

- 4 Do the students have PE on Friday? (X)

- 5 Does your dad like geography? (✓)

WH- QUESTIONS

Who?	A person	Ruby, my sister
What?	A thing	a computer, a bag, lessons
Where?	A place	New York, England, the park, school
When?	A time / day	Sunday, 5 o'clock, now
How often?	Every day, week	every Tuesday, sometimes
Why?	A reason	because it's new

Practice

3 Write the question words *who*, *what*, *where*, *when*, *how often* or *why*.

- 1 _____?
A party!
- 2 _____?
At my house.
- 3 _____?
On 10th January.
- 4 _____?
Maria, Jack, Silvia, Ben, Marta and Tom
- 5 _____?
Every year!
- 6 _____?
Because she likes football!

GRAMMAR REFERENCE AND PRACTICE

UNIT 9

LIKE

positive

I **like** dancing.

You **like** dancing.

He **likes** dancing.

She **likes** dancing.

We **like** dancing.

They **like** dancing.

negative

I **don't like** running.

You **don't like** running.

He **doesn't like** running.

She **doesn't like** running.

We **don't like** running.

They **don't like** running.

Practice

- 1 Complete the sentences with *like / likes* or *don't like / doesn't like*.

- I _____ playing basketball. 😊
- Jo _____ dancing. 😊
- We _____ chocolate. 😊
- You _____ playing football. 😊
- Dan and Megan _____ swimming. 😊
- He _____ board games. 😊

- 2 What do you and your family like? Complete the sentences with *like / likes* or *don't like / doesn't like*.

- I don't like doing homework.
- My mum _____ cooking.
- My dad _____ running.
- My brother and sister _____ swimming.
- I _____ playing tennis.
- I _____ riding horses.
- My parents _____ watching TV.

PRONOUNS

I	me	Do you like me ?
you	you	Bananas are good for you .
he	him	I don't like him .
she	her	This present is for her .
it	it	We don't like tennis. We aren't good at it .
we	us	Can you help us ?
they	them	They're very nice. I like them .

Practice

- 3 Choose the correct pronouns.

- Kate is very funny. I like her / she a lot.
- I like playing tennis. It's good for I / me.
- Amy eats lots of vegetables. She likes them / they a lot.
- Do you like we / us?
- Paul doesn't like playing games all day. It isn't good for him / he.
- Jake and Tina are very nice. I like they / them.
- My sister likes running. I run with she / her sometimes.

UNIT 10

PRESENT CONTINUOUS

positive +

I'm (am) cooking.

You're (are) cooking.

He's (is) cooking.

She's (is) cooking.

It's (is) cooking.

We're (are) cooking.

They're (are) cooking.

negative -

I'm not (am not) reading.

You aren't (are not) reading.

He isn't (is not) reading.

She isn't (is not) reading.

It isn't (is not) reading.

We aren't (are not) reading.

They aren't (are not) reading.

questions ?

Am I sleeping?

Are you sleeping?

Is he sleeping?

Is she sleeping?

Is it sleeping?

Are we sleeping?

Are they sleeping?

short answers

Yes, you are. No, you aren't.

Yes, I am. No, I'm not.

Yes, he is. No, he isn't.

Yes, she is. No, she isn't.

Yes, it is. No, it isn't.

Yes, we are. No, we aren't.

Yes, they are. No, they aren't.

Spelling

read + -ing

Sam's reading a book.

swim + -m + -ing

Sarah's swimming in the pool.

dance - e + -ing

We're dancing to the music.

Practice

1 Write the -ing forms of the verbs.

1 swim

2 write

3 come

4 wash

5 kick

6 ride

7 look


8 know

9 sit

10 clean

2 Look at the picture and complete the sentences. Use the verbs in the box.

dance paint play sing
take talk



- 0 Freddy's taking photos.
- 1 Chris the guitar.
- 2 Emily and Maddy
- 3 Sally on her phone.
- 4 Ben and Paul a picture.
- 5 Carla

3 Write the sentences in Exercise 2 in the negative form.

0 Freddy isn't taking photos.

1

2

3

4

5

4 Look at the picture in Exercise 2 and complete the questions and short answers.

0 Is Chris playing the guitar?

Yes, he is.

1 Is Freddy dancing?

2 Emily and Maddy ?

3 Carla painting?

4 Sally ?

Yes,

5 Ben and Paul ?

Yes,

GRAMMAR REFERENCE AND PRACTICE

UNIT 11

ADVERBS OF FREQUENCY: ALWAYS, OFTEN, SOMETIMES, NEVER



always



often



sometimes



never

always, often, sometimes and never go:

- before most verbs.
You **always** take your phone to school.
Lucy **often** does her homework in bed.
- after the verb *be*.
I **am sometimes** sad on Sunday evenings.
We **are never** hungry after breakfast.

Practice

1 Write the sentences with the adverbs in the right place.

- Jack goes to concerts. (never)
Jack never goes to concerts.
- Katia is sad at her dance class. (never)
- We go to the movies on Monday evenings. (always)
- I play tennis with my friends at the weekends. (sometimes)
- They are at school from Monday to Friday. (always)
- Joe likes making cakes. (often)
- I take photos on holiday. (often)

2 How often do you do these things? Write sentences.

frequency	Part A	Part B	when
1	do	my homework	in the morning
1	go	on the internet	in the evening
1	play	tennis	on Thursday
1	watch	a TV show	in the afternoon
1	listen	to music	at the weekend
1	ride	my horse	on Sunday

0 I never do my homework in the morning.

-
-
-
-
-

HOW MUCH ...? / HOW MANY ...?

countable nouns

How many ...?

How many texts
do you send a week?

uncountable nouns

How much ...?

How much fruit
do you eat a day?

How many people are there in the classroom?

There are 25.

How much money have you got?

I've got £5.

Practice

3 Complete the questions with *How much* or *How many* and the verbs in the box.

get look at send send
stream take take watch

- How much homework do you
get in a day?
- _____ texts do you
_____ in a day?
- _____ television do you
_____ in a day?
- _____ music do you
_____ in a week?
- _____ emails do you
_____ in a week?
- _____ steps do you
_____ in a day?
- _____ websites do you
_____ in a day?
- _____ photos do you
_____ in a week?

4 Think about what you do. Answer the questions in Exercise 3.

0 I get lots of homework.

-
-
-
-
-
-
-

UNIT 12

PRESENT SIMPLE AND PRESENT CONTINUOUS

» SEE GRAMMAR REFERENCE AND PRACTICE,
UNITS 7–8, PRESENT SIMPLE, PAGES 144–145

» SEE GRAMMAR REFERENCE AND PRACTICE,
UNIT 10, PRESENT CONTINUOUS, PAGE 147

We use the **present simple** to talk about:

- what we do every day.
I go to school. My dad drives a taxi.
- What we always / often / sometimes / never do.
You always get up late on Sundays.
Katie sometimes has dinner at 6 o'clock.

We use the **present continuous** to talk about:

- what we are doing now.
Jess is sleeping. We're studying English.

Practice

1 Choose the correct words.

- It's half past nine. Tommy's at school and he studies / he's studying.
- Every day Jacob gets up / is getting up at 7 o'clock.
- My mum's in the bathroom. She has / is having a shower.
- Our history teacher always gives / is giving us a lot of homework.
- I often play / am playing basketball in the park on Sunday.
- Mrs Weston likes / is liking her job. She's a doctor.
- The children are in class seven this morning. They do / are doing a geography test.
- Marta doesn't speak / isn't speaking Russian very well – she never studies!

2 Write questions in the present simple or continuous using **what / doing?** or **what / do?**

- What does Marco do?
Marco? He works in a café in London.
- I can't speak! I'm in the cinema!
- Every Wednesday? She goes to drama club.
- I'm a teacher. I teach Spanish.
- I'm hungry! I'm eating my lunch.
- Carla? She's in the shower.
- Phillip's a farmer and Julie is a nurse.
- Ben? His homework, he's in his room.

CAN: REQUESTS AND PERMISSION

Practice

requests	Can I have some milk, please? Can you open the window, please?
permission	Can I go out with my friends, Mum?

3 Write **Can I** or **Can you**, and then finish the requests with the words in the box.

a film, please home, please
me in the park me Spanish
me with my homework some soup, please
the table the washing-up, please

- Can you do the washing-up, please?
request
- go
- clean
- meet
- watch
- have
- teach
- help

4 Write request or permission next to questions 1–7 in Exercise 3.

GRAMMAR REFERENCE AND PRACTICE

UNIT 13

IS THERE A ...? / ARE THERE ANY ...?

questions ❶

Is there a bank here?

Are there any people outside?

short answers

Yes, there is. No, there isn't.

Yes, there are. No, there aren't.

Practice

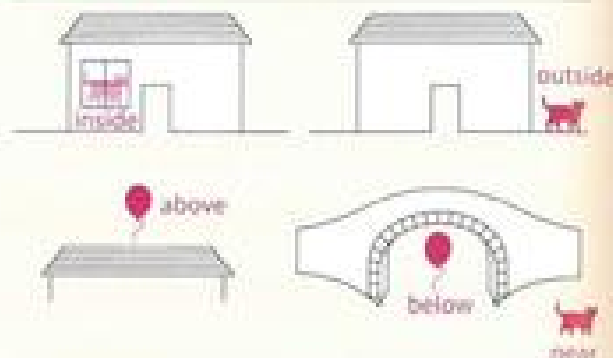
1 Choose the correct words.

- 0 ~~is~~ / Are there a cinema near here?
- 1 There isn't / There aren't any museums in my town.
- 2 is / Are there any good hotels near here?
- 3 is / Are there a bank on this street?
- 4 There isn't / There aren't a hospital here.
- 5 There's / There are a great restaurant we can eat in.
- 6 There's / There are lots of students in my school.

2 Complete the questions about a town with *is there a?* or *Are there any?* Then complete the short answers.

- 0 Is there a museum?
Yes, there is.
- 1 banks?
Yes,
- 2 schools?
Yes,
- 3 cafés?
No,
- 4 hospital?
Yes,
- 5 station?
No,
- 6 cinemas?
Yes,
- 7 university?
No,
- 8 hotels?
Yes,
- 9 supermarkets?
Yes,

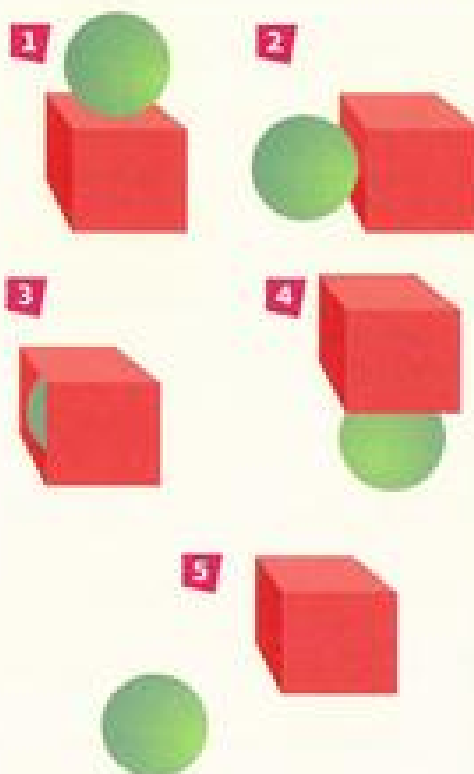
PREPOSITIONS: INSIDE, OUTSIDE, ABOVE, BELOW, NEAR



Practice

3 Where's the ball? Use the words in the box.

above below inside near
outside



- 1 It's the box.
- 2 It's the box.
- 3 It's the box.
- 4 It's the box.
- 5 It's the box.

UNIT 14 BECAUSE, AND, BUT, OR

because gives us a reason,
and gives us more ideas and information,
but gives us a different and opposite idea,
or gives us a different, possible idea.

Practice

1 Match the two parts of the sentences.

- | | |
|------------------------------------|--|
| 1 John is eating a big lunch | a or the Underground to the city. |
| 2 The school is near my house, | b but I don't walk there every day. |
| 3 I can't cycle to the pool | c because we don't like the busy roads. |
| 4 There is a metro in my city, | d but I don't like travelling underground. |
| 5 You can choose to take the bus | e or trains in my town. |
| 6 We take the river boat to school | f because he's hungry. |
| 7 There aren't any buses | g because I don't have a bike. |

2 Complete the sentences with *because*, *and*, *but* or *or*.

- She walks to school _____ she lives near it.
- Many people walk _____ cycle in our town.
- Tom likes travelling by plane _____ boat.
- They are going to the cinema tonight _____ they have no homework.
- I don't like playing tennis _____ basketball.
- Lizzie likes going shopping, _____ she hasn't got any money this week.

LET'S ..., SHALL WE ...?

Let's	Let's have a party. Let's have a pizza for dinner.	I'd love to. Yes, that's a great idea.
Shall we?	Shall we go to the museum this weekend? Shall we watch a film later?	Sorry, I can't. Yes, I'd like that.

Practice

3 Complete the sentences with *Shall we?* or *Let's* and the verbs in the box.

do go go meet
 play visit watch

- Shall we go to the cinema?
- _____ football in the park.
- _____ shopping at the weekend?
- _____ Henry and Ed on Sunday?
- _____ outside the Science Museum.
- _____ a film at your house tonight.
- _____ our homework.

4 Match sentences 0-6 in Exercise 3 to answers a-g.

- Yes, that's a good idea. There's an interesting film at the Odeon. ☒
- Sorry we can't. My TV doesn't work. ☐
- That's a good idea. Let's do maths first. ☐
- Oh yes, I'd love to! I've got a new ball. ☐
- Oh yes, I'd love to. I like going to their house. ☐
- That's a great idea. See you there at 10 o'clock, OK? ☐
- Sorry, I can't. I haven't got any money. ☐

GRAMMAR REFERENCE AND PRACTICE

UNIT 15

PLURALS: SPELLING

always plural	clothes, jeans, glasses, trousers
add -s	house → houses, skirt → skirts, cinema → cinemas
add -es	bus → buses, box → boxes, watch → watches
change -y to -ies	baby → babies, dictionary → dictionaries

Practice

1 Write the plurals.

- 1 waiter _____
- 2 shop _____
- 3 sentence _____
- 4 digital watch _____
- 5 story _____
- 6 drink _____
- 7 shoe _____
- 8 house _____
- 9 address _____
- 10 party _____

2 Put the words from Exercise 1 in the table.

add -s	add -es	change -y to -ies

DESCRIBING PEOPLE

's (has) got ...	She's got short hair. He's got blue eyes.
's (is) / 're (are) ...	Pam's young. They're short.
's (is) / are wearing	Dan's wearing a jacket and trousers. Evie and Megan are wearing hats.

Practice

3 Complete the sentences with *is* or *has got*.

- 0 Emma is tall and slim.
- 1 Jake is wearing blue shoes.
- 2 Ida has got blue eyes and brown hair.
- 3 Robert is short and has got a red beard.
- 4 Poppy is wearing a beautiful party dress.
- 5 Chris is short dark hair and a small nose.
- 6 Tonia is young, slim and beautiful.

4 Think about your family and friends and answer the questions.

- 0 Who's got long brown hair?
Megan has got long brown hair.
- 1 Who's wearing black shoes today?

- 2 Who's got beautiful eyes?

- 3 Who's wearing a nice hat today?

- 4 Who's wearing blue jeans?

- 5 Who's tall and slim?

- 6 Who's wearing glasses?

UNIT 16

NEED, WANT

need	+ verb	+ noun
	Jo is hungry. He needs to buy some food.	He needs some food.
want	+ verb	+ noun
	The children want to have an ice cream.	The children want an ice cream.

With a verb, we always use *to* after *need* and *want*.

We *need* to learn more.

Julia *wants* to go to the cinema.

Practice

1 Write *need*, *needs*, *want* or *wants*.

- My laptop is old. I _____ a new one.
- Do you _____ to come to the football match with me?
- She's 18 next week and she _____ to learn to drive a car.
- Have you got everything for school? Do you _____ anything?
- Oh, it's very cold! I don't _____ to go out today.
- It's Amy's birthday tomorrow and I _____ to buy a birthday card.

2 Complete the sentences with *need*, *needs*, *want* or *wants* and the verbs in the box.

come go help
play take take

- They're going shopping and they need to take some money.
- I'm bored with this homework! I _____ my new computer game.
- It's very warm today. You don't _____ your jacket.
- Ask Petra if she _____ to the party.
- I _____ you but I'm busy.
- They _____ to the party.

TOO

too + adjective = something is not right

too hot	It's too hot . I need to open a window.
too expensive	She can't buy the T-shirt. It's too expensive .
too hard	We can't finish the test. It's too hard .

Practice

3 Complete the sentences with *too* and the words in the box.

busy dirty hard hot
long old small

- I need some new tennis shoes. These are too old.
- I can't do this maths problem. It's _____.
- I need to wash my T-shirt. It's _____.
- I'm sorry, I can't speak to you now. I'm _____.
- We need to drink this tea later because now it's _____.
- You're taller than me and I can't wear your trousers. They're _____.
- They have a big family and need a house. Their flat is _____.

4 Read the sentences and write the problems. Use the adjectives in the box.

dirty expensive hard
hot short small

- Oh! I can't drink this coffee! It's too hot!
- I don't want to wear my little brother's coat! _____
- These shoes are great, but they cost €200! _____
- I can't do this maths homework. _____
- I don't want to go to the old swimming pool! _____
- Bella! Don't buy that mini-skirt please! _____

GRAMMAR REFERENCE AND PRACTICE

UNIT 17

COMPARATIVES: SHORT AND LONG ADJECTIVES

short adjectives

tall	+ -er	+ <i>than</i>	Danny is taller than me.
safe	+ -er		The beach is safer than the sea.
hot	double letter + -er		Italy is hotter than England.
happy	y + -i + -er		Liz is happier than her sister.

long adjectives

interesting	+ more	+ <i>than</i>	Maths is more interesting than geography.
-------------	--------	---------------	--

Practice

- 1 Put the words in the right place in the table.

angry clean cold dirty easy fat heavy
hot late long new old sad small white

+ -er	double letter + -er	y + -i + -er	ending with -e + -r
taller	bigger	happier	nicer

- 2 Read the text. Are the sentences right (✓) or wrong (X)?

Mike and Rick are both tall. Mike is 1 metre 76 and Rick is 1 metre 80. Rick weighs 95 kilos. Mike is only 75 kilos. Rick's shirts are XL (extra large); Mike's are M (medium size). Mike is 27 years old and Rick is 29. Rick's got lots of friends – he's really nice, but Mike hasn't got many friends – he's always angry! Mike and Rick like running. Rick can run one kilometre in five minutes, but Mike can do it in only four minutes.

- Mike's taller than Rick.
- Rick's faster than Mike.
- Rick's shorter than Mike.
- Mike's friendlier and nicer than Rick.
- Mike's older than Rick.
- Rick's heavier than Mike.
- Mike's slower than Rick.

☐
☐
☐
☐
☐
☐
☐

- 3 Look at the information about two hotels and compare them. Use the words in brackets ().

	€/night	number of rooms	comfort	beach	attractions
Grand Hotel	€220	100	★★★★★	0.5 km	café, restaurant, garden, dancing, concerts
Hotel Murphy	€60	30	★★	2 km	board games, tea and coffee

- Grand Hotel is more expensive than Hotel Murphy (expensive)
- (comfortable)
- (boring)
- (near)
- (peaceful)
- (exciting)
- (attractive)

UNIT 18 IT

We use <i>it</i>	to talk about the weather.	<i>It's sunny.</i>
	as an object pronoun.	<i>That's my pen but you can use it.</i>
	as a subject pronoun.	<i>I can't do this test. It's too difficult.</i>

Practice

1 Match the two parts of the sentences.

- | | |
|---|-------------------------------|
| 1 It's lovely weather today. | a Really? I loved it. |
| 2 I can't find my phone. | b Can you open the window? |
| 3 Oh no, it's raining! | c Wow! It's fantastic! |
| 4 Look at my new smart speaker! | d Shall we go swimming? |
| 5 I didn't like our holiday in the mountains. | e Yes, do you want it? |
| 6 It's too hot in here. | f It was in my bag! |
| 7 Is that my book on the floor? | g We can't play football now! |


2 Complete the conversation with *it* or *it's*.

Alfie: Shall we go to the swimming pool? ¹ *It's* very hot today!
 Connor: Sorry, I can't. ² _____ too expensive.
 Alfie: What about the beach then? That's cheaper.
 Connor: No, I don't like the beach. ³ _____ too dirty.
 Alfie: OK. Shall we go to the park and play football? ⁴ _____ not too hot under the trees.
 Connor: I don't like playing football. ⁵ _____ isn't fun.
 Alfie: Try ⁶ _____!
 Connor: No, I really don't like ⁷ _____.
 Alfie: I don't know! What do you want to do?
 Connor: I don't know. ⁸ _____ raining now, anyway! I've got a new computer. Shall we watch a film on ⁹ _____?


PREPOSITIONS: WITH, FOR, UNTIL



I'm on holiday with Abby.



We're staying here for three days.



We're here until Friday.

Practice




3 Complete the sentences with *with*, *for* and *until*.

- | | |
|--|--|
| 1 I always play hockey _____ Grace; she's my best friend. | 5 They're going to the swimming pool. Let's go _____ them! |
| 2 Mum! Please don't wake me up _____ 9 o'clock. I want to sleep! | 6 Can you watch the baby _____ five minutes, please? |
| 3 We're going on holiday to Spain _____ two weeks. | 7 My friends are staying with me _____ three days. |
| 4 I can't help you _____ tomorrow. I need to finish my homework today. | 8 We can't go swimming _____ the weather is warmer. |

GRAMMAR REFERENCE AND PRACTICE

UNIT 19

PAST SIMPLE: BE

positive 	negative 
I / he / she / it was happy.	I / he / she / it wasn't happy.
We / you / they were excited.	We / you / they weren't excited.
questions 	short answers
Was I / he / she / it friendly?	Yes, I / he / she / it was . No, I / he / she / it wasn't .
Were we / you / they late?	Yes, we / you / they were . No, we / you / they weren't .

We use **was** and **were** to talk about the past.
I was late home and my dinner was cold.
My mum wasn't very happy.
Jane and Isaac weren't at home last night.
They were at a concert.

Practice

- Complete the sentences with **was**, **wasn't**, **were** or **weren't**.
 - Were you at the cinema last night?
No, I **wasn't**.
 - Where **_____** you on Saturday night?
 - Is Meg OK? She **_____** at school yesterday.
 - I'm sure my homework **_____** on the table, but now I can't find it!
 - What **_____** your favourite film when you were young?
 - Martha did well in the maths test. The questions **_____** very difficult.
 - Your mum and I **_____** on holiday in Turkey in this photo.
 - Was Helen at the station the other day? Yes, she **_____**.
 - Were your parents with you at the concert? No, they **_____**!

- Complete the conversation with **was** / **wasn't** and **were** / **weren't**.

Anna: Hi, George! Where ¹ **_____** you yesterday?
 You ² **_____** at school!
 George: I know. I ³ **_____** in London. I ⁴ **_____** at a concert.
 Anna: A concert! Lucky you. Who ⁵ **_____** the band?
 George: Coldplay - it's my favourite band.
 Anna: Great. Where ⁶ **_____** the concert?
 George: It ⁷ **_____** at Wembley Stadium.
 Anna: ⁸ **_____** they good?
 George: Yes, they ⁹ **_____**. They ¹⁰ **_____** excellent.
 My sister ¹¹ **_____** really happy too!
 Anna: Oh ¹² **_____** she with you?
 George: Yes, we ¹³ **_____** at the front!
 Anna: ¹⁴ **_____** it a long concert?
 George: Yes, it ¹⁵ **_____** about two hours.
 We ¹⁶ **_____** really tired at the end.

WH- QUESTIONS IN THE PRESENT AND PAST

Who?	Who is your best friend?
What?	What was your first word?
When?	When was Freya's birthday?
Where?	Where were you last week?
Why?	Why were you sad yesterday?
What kind of?	What kind of music do you like?
How?	How are you?

You can't answer **Wh-** questions with **Yes**, or **No**.
How is your mum?
She's fine, thanks. Not: Yes, thanks.

Practice

- Complete questions 1-7 with a **Wh-** question word. Then match them to the answers b-h.

- When** were you in Manchester?
- _____** Is your brother doing?
- _____** do you live?
- _____** Is the boy next to Frankie?
- _____** are you wearing that funny hat?
- _____** do you finish work in the evening?
- _____** difficult was your English test?
- _____** sports do you play?

- I was there on Tuesday
- I live in a small town.
- It was easy.
- At 8 o'clock.
- He's watching television.
- That's Sam.
- I like it!
- Tennis and badminton.

0
1
2
3
4
5
6
7

UNIT 20 PAST SIMPLE

positive +

verb + -ed

I / you / he / she / it /
we / they **worked**.

negative -

didn't + verb

I / you / he / she / it / we /
they **didn't (did not) work**.

Richard lived in Italy until 2013.

Becky worked in a hospital.

We didn't want to go out because it was raining.

I didn't walk to school yesterday.

Practice

- 1 Complete the sentences with the past simple form of the verbs in the box.

answer invite live travel
walk want work

- 0 I **travelled** to Brazil last year on holiday.
- 1 Gina _____ in Spain with her mum and dad when she was a child.
- 2 We _____ to school this morning.
- 3 My father _____ in a bank when he was younger.
- 4 My sister _____ to play the guitar and sing at the party last night.
- 5 I _____ that email from my friend this morning.
- 6 They _____ Luigi to the party, but he can't come.

- 2 Write the sentences in the negative form.

- 0 They invited my sister to the party.
They didn't invite my sister to the party.
- 1 Charlie and Nathan liked the film. _____
- 2 We answered Joe's email last night. _____
- 3 She asked her for her phone number. _____
- 4 The concert started at 7.30. _____
- 5 The party finished very late. _____
- 6 They saw crocodiles and tigers in the safari park. _____

- 3 Complete the conversation with the past simple form of the verbs in the box.

ask dance finish get invite
not like not want start stay watch

Abi: I'm so tired.

Jess: Really? What happened?

Abi: Well, on Monday my friend ^a **invited** me to a party and I ^b _____ all evening. And on Tuesday, my sister ^c _____ me to go to the Plaza cinema with her. I ^d _____ the film, it was really boring!

Jess: And on Wednesday?

Abi: I ^e _____ a new tennis course and the lesson ^f _____ at 9.30. By the time I ^g _____ home, it was 10 o'clock!

Jess: Wow! That's late!

Abi: I know! Last night I ^h _____ to do anything! I just ⁱ _____ at home and ^j _____ TV!

Acknowledgements

The authors would like to thank all the editors who worked on the project for their hard work.

The authors and publishers are grateful to the following for reviewing the material during the writing process:

Italy: Clare Beddows; Mexico: Neil Crawford; Spain: John Hayward; Estefania Montesinos; Turkey: Souad Alsayyed

The authors and publishers acknowledge the following sources of copyright material and are grateful for the permissions granted. While every effort has been made, it has not always been possible to identify the sources of all the material used, or to trace all copyright holders. If any omissions are brought to our notice, we will be happy to include the appropriate acknowledgements on reprinting and in the next update to the digital edition, as applicable.

Key: U = Unit, LS = Life Skills, SU = Starter Unit, C = Culture, R = Review, G = Grammar

Photography

The following images are sourced from Getty Images.

SU: Ben Welsh/Corbis; Blend Images – Rick Gomez/Brand X Pictures; Steve Prezant/Image Source; tstop123/Stock/Getty Images Plus; Daisy-Daisy/Stock/Getty Images Plus; Caroline Schiff/Blend Images; rum/Stock/Getty Images Plus; Klaus Vedfelt/DigitalVision; anna1311/Stock/Getty Images Plus; StockPhotoArt/Stock/Getty Images Plus; anna1311/Stock/Getty Images Plus; tstop123/Stock/Getty Images Plus; Mikael Guyot/Stock/Getty Images Plus; popovaphoto/Stock/Getty Images Plus; studio58/Stock/Getty Images Plus; JohnnyGreig/E+; Utamaru Kido/Moment; Photodisc; Andersen Ross/Stockbyte; chictype/Stock/Getty Images Plus; Zoonar/P.Malyshew/Getty Images Plus; Boger Anna/EyeEm; deepblue4you/E+; David Malan/Photodisc; karandaev/Stock/Getty Images Plus; Compassionate Eye Foundation/Robert Kant; Rhyor Bruyeu/Stock/Getty Images Plus; U1: iborlwo/Moment Open; abdomurilo/E+; Santiago Bahon/Moment; Ranta Images/Stock/Getty Images Plus; Wendy Connett/Moment Open; Vladimir Godnik; Brains/Stock/Getty Images Plus; edoardogobaton.net/Moment; bodumsun/Stock/Getty Images Plus; Polignafrika/DigitalVision Vectors; Ismailciydem/Stock/Getty Images Plus; Bulgach/Stock/Getty Images Plus; Panya/Stock/Getty Images Plus; Jim Ballard/Photographer's Choice; Ismailciydem/Stock/Getty Images Plus; langge/DigitalVision Vectors; Juanmorino/E+; Mehmet Hani Barcin/Stock/Getty Images Plus; apomares/Stock/Getty Images Plus; PhotoAto/Sigrid Olsson/Brand X Pictures; U2: Juanmorino/E+; Science Photo Library/Getty Images Plus; Compassionate Eye Foundation/DigitalVision; 06stocks/Stock/Getty Images Plus; Chin Leong Teh/EyeEm; Philip Haynes/DigitalVision; oneclearvision/Stock/Getty Images Plus; Orton Allja/E+; Steve Debenport/E+; skynasher/Stock/Getty Images Plus; Liderina/Stock/Getty Images Plus; Klaus Vedfelt/Taxi; KidStock/Blend Images; Johnce/E+; C1: shino-b/DigitalVision Vectors; ALLEXON/Stock/Getty Images Plus; Russell Burden/Photodisc; ddukan/Stock/Getty Images Plus; Ida Gundersen/EyeEm; John Hamilton/EyeEm; stevecoleimages/Stock/Getty Images Plus; U3: Klaus Vedfelt/DigitalVision; Sisoje/E+; Westend61; Shetock/Blend Images; Rick Gomez/Blend Images; Tetra Images; Chee Siong Teh/EyeEm; macrunk/Stock/Getty Images Plus; lunglee/Stock/Getty Images Plus; Oleg_R/Stock/Getty Images Plus; scanral/Stock/Getty Images Plus; Ariana Pepper/EyeEm; carolo7/E+; Grassetto/Stock/Getty Images Plus; Artem Perevozchikov/Stock/Getty Images Plus; pbombaert/Moment; Tat'yana Andreyeva/Stock/Getty Images Plus; diane55/DigitalVision Vectors; Tony Gero/Image Source; U4: Laura Johansen/Photolibary; Withaya Preeongsin/EyeEm; empire331/Stock/Getty Images Plus; Sylvain Sonnet/Photographer's Choice RF; Peter Dazeley/Photographer's Choice; Acharaporn Kamornboonyarush/EyeEm; kevinjeon00/E+; Yevgen Romanenko/Moment; bdsprn/Stock/Getty Images Plus; FBP; Dave King/Dorling Kindersley; Nalisha Firman/EyeEm; Acharaporn Kamornboonyarush/EyeEm; Dan Thornberg/EyeEm; Yevgen Romanenko/Moment; RG-vo/Stock/Getty Images Plus; newodka/

iStock/Getty Images Plus; Science Photo Library; mawelobob/Stock/Getty Images Plus; subjug/Stock/Getty Images Plus; Gary Ombler/Dorling Kindersley; zoom-zoom/Stock/Getty Images Plus; domin_domin/Stock/Getty Images Plus; aristeer/Stock/Getty Images Plus; Story_Stock/Stock/Getty Images Plus; subjug/Stock/Getty Images Plus; Elena Ozornina/500Px Plus; Raimund Koch/The Image Bank; Dorling Kindersley; Dave King; Mosutatsu/E+; talem/Stock/Getty Images Plus; Peter Dazeley/Photographer's Choice; ATU Images/Photographer's Choice; Maria Toutoudaki/Photodisc; Peter Dazeley/Photographer's Choice; Dorling Kindersley; Dave King; popovaphoto/Stock/Getty Images Plus; Dorling Kindersley; RobHainer/Stock/Getty Images Plus; Tanya Little/Moment; squirm1/Stock/Getty Images Plus; Astronaut Images/Calamage; Yoko Inoue/Stockbyte; Yasuhide Furuta/DigitalVision; philipimage/Stock/Getty Images Plus; Przemyslaw Klos/EyeEm; LS1: Stephanie Hager – HagerPhoto/Stockbyte; John Fedele/HillToon/Stock/Getty Images Plus; small smiles/Stock/Getty Images Plus; Faisit Thanahinunye/EyeEm; Bjorn Myrberg/EyeEm; Enzo Facundo Vega Ramirez/EyeEm; Fancy/Veer/Corbis; imagenavi; wundervisuals/Stock/Getty Images Plus; R1: tmcen1/Stock/Getty Images Plus; pepifoto/E+; janschenders/iStock Editorial/Getty Images Plus; popovaphoto/Stock/Getty Images Plus; takoburto/Stock/Getty Images Plus; kgalinski/Stock/Getty Images Plus; Hugnol/Stock/Getty Images Plus; Nastool/Stock/Getty Images Plus; babyblue/E+; mawelobob/Stock/Getty Images Plus; Ron Levine/DigitalVision; aristeer/Stock/Getty Images Plus; Teri Lee-Shield Photography/Cultura; U5: Getty Images/Taxi; ViewStock; Ron Kriel/The Image Bank; Calaimage/Rafal Rodzich; I love Images/Juice Images; Mark Lengauer/EyeEm; Cavan Images/Cavan; Jeffrey Coolidge/The Image Bank; Yin'fang/E+; Patrik Giardinio/Corbis; Image Source/DigitalVision; Peathee Inc/Blend Images; U6: Barcin/E+; Richard Coombs/EyeEm; Ali Madhali/EyeEm; Lauri Patterson/Stock/Getty Images Plus; Floorije/E+; Yevgen Romanenko/Moment; RedHelga/E+; David Murray/Dorling Kindersley; Stockbyte; joannakatzuk/Stock/Getty Images Plus; Aww Photography/Photolibary; Maren Caruso/DigitalVision; GrishaU/Stock/Getty Images Plus; Nakhorn Yuangkatoke/EyeEm; Hyma/Stock/Getty Images Plus; AnaBGD/Stock/Getty Images Plus; Dorling Kindersley; AnaBGD/Stock/Getty Images Plus; chengyuzheng/Stock/Getty Images Plus; Fuse/Corbis; BWFOlson/Stock/Getty Images Plus; Jamakosy/Stock/Getty Images Plus; C2: Wavebreakmedia/Stock/Getty Images Plus; Monkey Business Images Ltd/Monkey Business/Getty Images Plus; xyxeng/E+; Bill Chizek/Stock/Getty Images Plus; monkeybusinessimages/Stock/Getty Images Plus; Mark Sagliocco/WireImage; yusak/DigitalVision Vectors; J-Roman/E+; Michael Ochs Archives/Stringer; chengyuzheng/Stock/Getty Images Plus; U7: Justin Paget/Corbis; m-imagephotography/Stock/Getty Images Plus; Colleen Cahill/Design Pics; Henglein and Steets/Cultura; Carol Yepes/Moment; Tara Moore/Taxi; tstop123/E+; Gary Buss/Taxi; JGI/Tom Grit/Blend Images; Fuse/Corbis; theasp/E+; klebertordeiro/Stock/Getty Images Plus; Thomas Vinke; Andreas Speich/EyeEm; Filipe Frazao/EyeEm; Image Studios/UpperCut Images; Image Source/DigitalVision; U8: Alex Segre/Moment; Richard Woldendorp/Photolibary; Experienceinteriors/Stock/Getty Images Plus; LS2: alexa/E+; Per Magnus Persson; RapidEye/E+; Todd Warnock/The Image Bank; Ben Pipe Photography/Cultura; Westend61; R2: Johner Images; Judith Haessler/Cultura; Manchan/DigitalVision; BFG Images; Westend61; Eva Etienne/Moment; Fuse/Corbis; andress/E+; monkeybusinessimages/Stock/Getty Images Plus; U9: monkeybusinessimages/Stock/Getty Images Plus; technot/E+; Steve Debenport/E+; Juice Images; Juice Images Ltd/Juice Images; dlmr1/flickr; Fran Polito/Moment; Sydevia/Stock/Getty Images Plus; skynasher/E+; istsharp/Stock/Getty Images Plus; kaj9/E+; Steve Debenport/E+; U10: Lina Bruins/EyeEm; tassels/E+; Jonathan Knowles/Stone; All copyrights reserved by Harris Hu/Moment; izusok/Stock/Getty Images Plus; vladana/Stock/Getty Images Plus; RapidEye/E+; BernadaSv/Stock/Getty Images Plus; Tetra Images; Stephen Galla/EyeEm; Image Source; Fancy/Veer/Corbis; Teenspat Seedalong/EyeEm; George Doyle/Stockbyte; C3: tstop123/E+; Mikael Vaisanen/Corbis; Hero Images; Rob Lawrie; FatCamera/E+; mixoto/E+; U11: Wavebreakmedi/

iStock/Getty Images Plus; Jupiterimages/PHOTOS.com>>/Getty Images Plus; DmitryVPetrenko/Stock/Getty Images Plus; skegbydave/E+; tmcen11/Stock/Getty Images Plus; alexei/Stock/Getty Images Plus; Utzanna/Stock/Getty Images Plus; Jummie/Stock/Getty Images Plus; Shesstock/Blend Images; Juanmorino/E+; YinYang/E+; Steve Prezant/Image Source; **U12:** Ariel Skelley/DigitalVision; Klaus Vedfelt/DigitalVision; kal9/E+; PeopleImages/DigitalVision; Giuseppe Elio Cammarata/EyeEm; stock_colors/E+; Push/DigitalVision; Jose Luis Pelaez Inc/Blend Images; Maskot; sturt/E+; 4kodiak/E+; Buena Vista Images/DigitalVision; Wattanavit Longja/EyeEm; Suradech14/Stock/Getty Images Plus; Firmakotografen/Stock/Getty Images Plus; ATU Images/Photographer's Choice; KarlHoglund/Stock/Getty Images Plus; imagesstock/E+; **L53:** violetkaipa/Stock/Getty Images Plus; Science Photo Library; 4makym/Stock/Getty Images Plus; Rakorn Polachai/EyeEm; aalsee/E+; **R3:** Danielle Donders/Moment; IMAGEMORE Co. Ltd.; Martins/E+; isabela.antonelli/Stock/Getty Images Plus; **U13:** Karl Gruper/Photodisc; Corbis/VGG; andreas/E+; bgp/Stock/Getty Images Plus; monkeybusinessimages/Stock/Getty Images Plus; oversnap/Stock Unreleased; eska2005/Stock/Getty Images Plus; VictorHuang/Stock Editorial/Getty Images Plus; Manfred Majewski/EyeEm; Andrew Olney/DigitalVision; Sandra Clegg/Moment Open; Solange_Z/Stock Unreleased; miselidch/E+; Monty Rakusen/Cultura; **U14:** Image Source; mlad61/Stock/Getty Images Plus; Alberto Manuel Urra Toledano/Moment Unreleased; MihailDechev/Stock/Getty Images Plus; itanbulimage/Stock Unreleased; ibusca/Stock Unreleased; Chuck Levey/Stock/Getty Images Plus; ChrisSteer/E+; Jon Ortega/EyeEm; claudiodivizia/Stock Editorial/Getty Images Plus; rabbit75_is/Stock/Getty Images Plus; ibusca/Stock Unreleased; claudiodivizia/Stock Editorial/Getty Images Plus; Hill Street Studios/Blend Images; DavidCallan/Stock/Getty Images Plus; canbedone/Stock/Getty Images Plus; technote/E+; frankreporter/E+; John Keeble/Getty Images News; Glow Wellness/Glow; Hero Images; proslaczeq/Stock Editorial/Getty Images Plus; Theo Clark/Moment Unreleased; Theo Clark/Moment Unreleased; **C4:** yuak/DigitalVision Vectors; aumalai/Stock/Getty Images Plus; JuliaStudio/Stock/Getty Images Plus; colonga/Stock/Getty Images Plus; Mari Klein/Icon Images; **U15:** mawielobob/Stock/Getty Images Plus; MAIKA 777/Moment; primelimages/E+; dudyka/Stock/Getty Images Plus; mawielobob/Stock/Getty Images Plus; kertlis/Stock/Getty Images Plus; popovaphoto/Stock/Getty Images Plus; Pinkypills/Stock/Getty Images Plus; Aigars Reinholds/Stock/Getty Images Plus; baranazdenin/Stock/Getty Images Plus; Marie-Reine Maters/Photononstop; Ithm Homoki/EyeEm; Andrew Geiger/Stone; loco75/Stock/Getty Images Plus; **U16:** Jupiterimages/Poland/Getty Images Plus; Andrey_Poltov/Stock/Getty Images Plus; rustemguren/Stock/Getty Images Plus; leisuretime70/Stock/Getty Images Plus; Ryan McVay/Photodisc; Stockbyte; trina/Stock/Getty Images Plus; shego2000/Stock/Getty Images Plus; Foodcollection; Snap Decision/Photographer's Choice RF; viktorlunz/Stock/Getty Images Plus; rustemguren/E+; Boobigum/Stock/Getty Images Plus; Welcome to buy my photos/Moment; mashaphoto/E+; Andersen Ross/Blend Images; Serge Vuillemoz/EyeEm; Ann-Louise Åhsberg/EyeEm; Pinkypills/Stock/Getty Images Plus; Satu Ikonen/EyeEm; leerogens/Stock/Getty Images Plus; Merethe Svinstad Eeg/EyeEm; **L54:** fatihoca/Stock; Nora Carol Photography Moment; Stanislav Sablin/Stock; richard.johnson/Stock; Mark Weiss/Photodisc; Mayabun/Stock; leungchopani/Stock/Getty Images Plus; Peter Dazeley/Photographer's Choice; Image Source; Braun/E+; RoBeDeRo/E+; Cultura RM Exclusive; Liam Norris; FatCamera/Stock/Getty Images Plus; **R4:** EasyBuy4u/Stock/Getty Images Plus; Brosa/E+; Stephen Oliver/Dorling Kindersley; popovaphoto/Stock/Getty Images Plus; expooet/Stock/Getty Images Plus; **U17:** red_moon_rise/E+; A330Pics/E+; IP Galanternik D.U./E+; MediaProduction/E+; Johnier Images; Pierre-Yves Babelon/Moment; evedolvent/Stock/Getty Images Plus; Fox Photos/ValueLine/Getty Images Plus; vanaster/Stock Unreleased; Eva-Katalin/E+; kelly-garner/Stock/Getty Images Plus; jax10289/Stock Editorial/Getty Images Plus; Simon Barnes/EyeEm; AlexKorolov/Stock Editorial/Getty Images

Plus; **U18:** VICTOR/DigitalVision Vectors; alexdesko/Stock/Getty Images Plus; UchenkoJulia/Stock/Getty Images Plus; axel bernstorff/Cultura; briana101/Stock Editorial/Getty Images Plus; ChristopherBernard/E+; pashamba/Stock/Getty Images Plus; Jim McIntyre/EyeEm; Jacobs Stock Photography Ltd/DigitalVision; Westend61; **C5:** Aaltazar/DigitalVision Vectors; art-sonik/Stock/Getty Images Plus; Poligrafiska/DigitalVision Vectors; Jason Magerkorh/Stock/Getty Images Plus; pbombaert/Moment; Brand X Pictures/Stockbyte/Getty Images Plus; Design Pics/Ben Welsh; Radionphoto/Stock/Getty Images Plus; _54890n005677/Moment; Pyrosky/E+; Floorje/E+; Patrick Kunkel/MITO images; Poligrafiska/DigitalVision Vectors; bodrumsurl/Stock/Getty Images Plus; **U19:** THEPALMER/E+; rutik/E+; **U20:** Stephen Simpson Inc/Blend Images; GummyBone/Stock/Getty Images Plus; Manoj Shah/The Image Bank; Juan Carlos Munoz/The Image Bank; Hira Punjab/Lonely Planet Images; Joe McDonald/Corbis Documentary; Raimund Linka/Oxford Scientific; Thorsten Mischrobertharding; Nigel Pavitt/ANL Images; Pierre-Yves Babelon/Moment; Danita Delmont/Gallo Images; David Santiago Garcia/Aurora; subman/E+; Hero Images; Jose Luis Pelaez Inc/Blend Images; Gary K Smith/VisitBritain; Fernando Trabanco Fotografía/Moment; claudio Doeritz/Stock/Getty Images Plus; Juan Carlos Munoz/The Image Bank; LaperlatLabuan/Stock/Getty Images Plus; Photo by Tara Denny/Moment; PeteGallop/Stock/Getty Images Plus; Image Source; aaaaimages/Moment; Fuse/Corbis; **L55:** powerofforever/E+; Chris Kobert/robertharding; Donald Iain Smith/Blend Images; kal9/E+; Charles Imstepf/Photolibary; DNY59/E+; Science Picture Co/Subjects; Roger Dixon/Dorling Kindersley; Acme Food Arts/StockFood Creative; Brigitte Wegner/StockFood Creative; **R5:** Andrew Holt/Photographer's Choice; Jim Hughes Photography, Inc/Taxi; Brian Bailey/The Image Bank; **G:** Huw Jones/Photolibary; David Arky; imaginima/E+; Carmen Gold/EyeEm; David Marsden/Photolibary; Brian Hagiwara/Photolibary; Huw Jones/Photolibary; Glow Wellness/Glow; MarkGillow/Stock/Getty Images Plus; Nick David/Taxi.

The following photographs have been sourced from other library sources.

C1: eye 35/Alamy Stock Photo; Horia Bogdan/Shutterstock; Jeffrey B. Barker/Shutterstock; Oliver Hoffmann/Shutterstock; Kamila/Shutterstock; Gurganus Images/Shutterstock; **C4:** © The Hockey Hall of Fame; Courtesy of Questacon – the National Science and Technology Centre; DIGITAL IMAGE © 2018, The Museum of Modern Art/Scala; © The Trustees of the Natural History Museum, London; **U5:** © Daniel Browning Smith; **U18:** Ellen Isaacs/Alamy Stock Photo.

Front cover photography by Weekend Images Inc./E+/Getty Images.

Commissioned photography by Neil Matthews.

Illustration

Amerigo Pinelli (Beehive Illustration Agency); Dusan Lakicevic (Beehive Illustration Agency); Kathy Baxendale; Adr (Sylvie Poggio Artists Agency); Javier Joaquin (The Organisation); Humberto Blanco (Sylvie Poggio Artists Agency); Mark Duffin; Adam Quest; Adam Quest; Garry Parsons; Claire Buthe.

URLs

The publisher has made every effort to ensure that the URLs for external websites referred to in this book are correct and active at the time of printing. However, the publisher takes no responsibility for the websites and can make no guarantees that sites will remain live or that their content is or will remain appropriate.

The publishers are grateful to the following contributors:

cover design and design concept: restless; typesetting: emc design Ltd; audio recordings: produced by Leon Chambers and recorded at the SoundHouse Studios, London; Life Skills and Culture sections: Emma Mohamed; Grammar reference section: Ellen Darling, Steve Marsland and Rebecca Raynes; project management: Louise Davoren.